

Animal Care & Control Team of Philadelphia

2014 Shelter Statistics - All Animals

	Jan	Feb	Mar	Apr	May	Jun	Jul	Aug	Sept	Oct	Nov	Dec	Total
Intake	1,618	1,349	1,879	2,187	-	-	-	-	-	-	-	-	7,033
Stray	937	753	1,197	1,443									4,330
Surrendered by Owner	672	591	674	744									2,681
Transferred In	9	5	8	-									22
Live Release	1,286	1,132	1,387	1,495	-	-	-	-	-	-	-	-	5,300
Adopted	601	514	544	527									2,186
Returned to Owner	64	64	93	83									304
Transferred to Rescue	549	496	676	792									2,513
Released	72	58	74	93									297
Total Euthanized	388	291	325	450	-	-	-	-	-	-	-	-	1,454
Owner Intended Euthanasia	33	49	52	49									183
All Other Euthanasia	355	242	273	401									1,271
Died	21	14	24	71									130
Missing	1	5	6	5									17

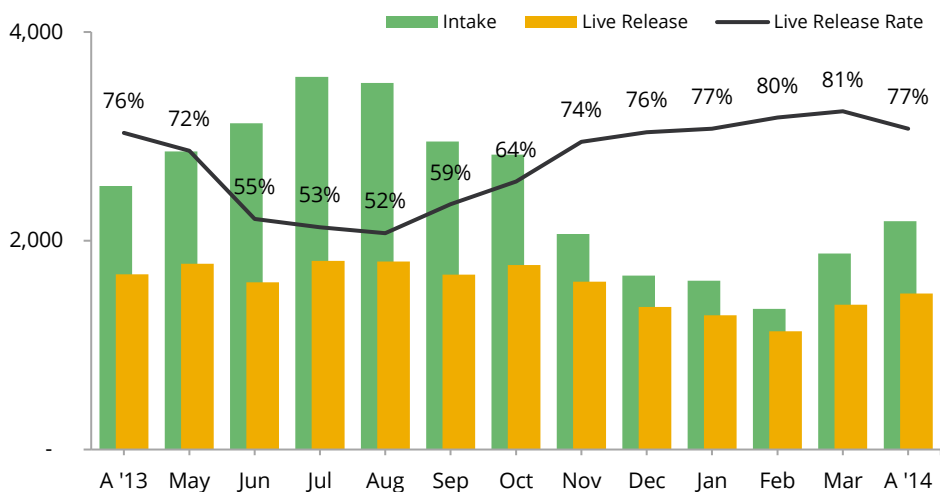
Live Release Rate	77%	80%	81%	77%									78%
--------------------------	-----	-----	-----	-----	--	--	--	--	--	--	--	--	-----

Live Release Rate = Live Release / (Live Release + Total Euthanized)

The April Live Release Rate does not include 76 animals that died or were lost in care, or 169 animals that were dead on arrival.

Month End Animal Count	1,019	922	1,057	1,223									n/a
Placed in Foster Care	146	130	233	366									875
Spay/Neuter Surgeries	634	585	658	709									2,586

Intake & Live Release - All Animals



Animal Care & Control Team of Philadelphia

2014 Shelter Statistics - Dogs

	Jan	Feb	Mar	Apr	May	Jun	Jul	Aug	Sept	Oct	Nov	Dec	Total
Intake	674	591	686	677	-	-	-	-	-	-	-	-	2,628
Stray	344	301	397	337									1,379
Surrendered by Owner	326	288	286	340									1,240
Transferred In	4	2	3	-									9
Live Release	440	455	492	503	-	-	-	-	-	-	-	-	1,890
Adopted	122	123	126	116									487
Returned to Owner	50	55	75	68									248
Transferred to Rescue	268	277	291	319									1,155
Released	n/a	n/a	n/a	n/a	n/a	n/a	n/a	n/a	n/a	n/a	n/a	n/a	n/a
Total Euthanized	223	152	161	199	-	-	-	-	-	-	-	-	735
Owner Intended Euthanasia	19	27	30	24									100
All Other Euthanasia	204	125	131	175									635
Died	1	5	1	4									11
Missing	-	-	3	1									4

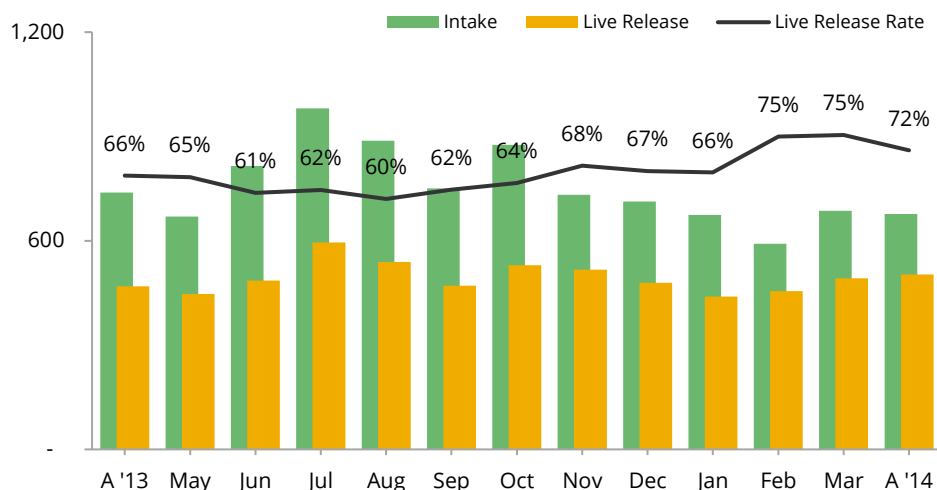
Live Release Rate	66%	75%	75%	72%									72%
--------------------------	-----	-----	-----	-----	--	--	--	--	--	--	--	--	-----

Live Release Rate = Live Release / (Live Release + Total Euthanized)

The April Live Release Rate does not include 5 animals that died or was lost in care, or 68 animals that were dead on arrival.

Month End Animal Count	220	199	228	199									n/a
Placed in Foster Care	35	31	19	13									98
Spay/Neuter Surgeries	170	184	166	162									682

Intake & Live Release - Dogs



Animal Care & Control Team of Philadelphia

2014 Shelter Statistics - Cats

	Jan	Feb	Mar	Apr	May	Jun	Jul	Aug	Sept	Oct	Nov	Dec	Total
Intake	855	677	1,112	1,370	-	-	-	-	-	-	-	-	4,014
Stray	556	403	738	993									2,690
Surrendered by Owner	294	271	369	377									1,311
Transferred In	5	3	5	-									13
Live Release	777	628	844	913	-	-	-	-	-	-	-	-	3,162
Adopted	477	386	403	392									1,658
Returned to Owner	14	9	18	15									56
Transferred to Rescue	223	187	367	430									1,207
Released	63	46	56	76									241
Total Euthanized	148	113	141	197	-	-	-	-	-	-	-	-	599
Owner Intended Euthanasia	14	22	21	25									82
All Other Euthanasia	134	91	120	172									517
Died	20	9	19	66									114
Missing	1	5	2	3									11

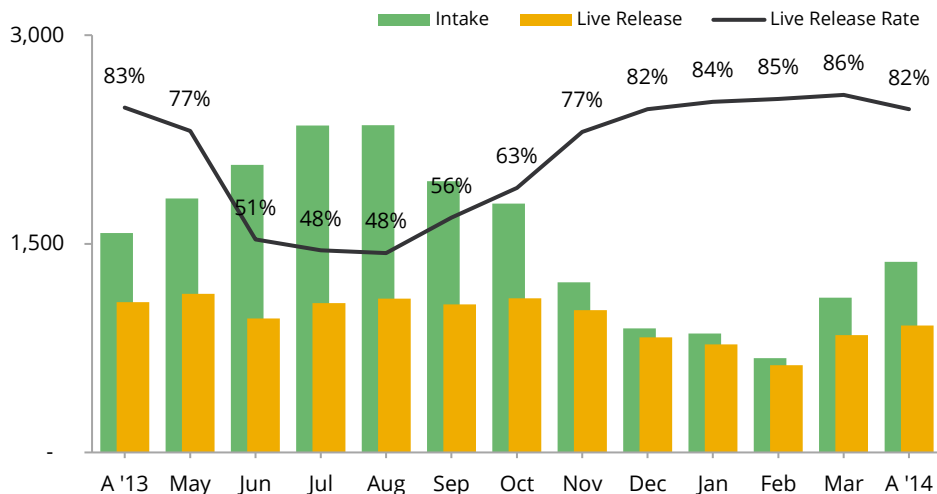
Live Release Rate	84%	85%	86%	82%									84%
--------------------------	-----	-----	-----	-----	--	--	--	--	--	--	--	--	-----

Live Release Rate = Live Release / (Live Release + Total Euthanized)

The April Live Release Rate does not include 69 animals that died or were lost in care, or 77 animals that were dead on arrival.

Month End Animal Count	782	700	804	994									n/a
Placed in Foster Care	111	99	208	351									769
Spay/Neuter Surgeries	464	401	487	546									1,898

Intake & Live Release - Cats



Animal Care & Control Team of Philadelphia

2014 Shelter Statistics - Small Animals & Wildlife

	Jan	Feb	Mar	Apr	May	Jun	Jul	Aug	Sept	Oct	Nov	Dec	Total
Intake	89	81	81	140	-	-	-	-	-	-	-	-	391
Stray or Wildlife	37	49	62	113									261
Surrendered by Owner	52	32	19	27									130
Transferred In	-	-	-	-									-
Live Release	69	49	51	79	-	-	-	-	-	-	-	-	248
Adopted	2	5	15	19									41
Returned to Owner	-	-	-	-									-
Transferred to Rescue	58	32	18	43									151
Released	9	12	18	17									56
Total Euthanized	17	26	23	54	-	-	-	-	-	-	-	-	120
Owner Intended Euthanasia	-	-	1	-									1
All Other Euthanasia	17	26	22	54									119
Died	-	-	4	1									5
Missing	-	-	1	1									2

Live Release Rate	80%	65%	69%	59%									67%
--------------------------	-----	-----	-----	-----	--	--	--	--	--	--	--	--	-----

Live Release Rate = Live Release / (Live Release + Total Euthanized)

The April Live Release Rate does not include 2 animals that died or were lost in care, or 24 animals that were dead on arrival.

Month End Animal Count	17	23	25	30									n/a
Placed in Foster Care	-	-	6	2									8
Spay/Neuter Surgeries	-	-	5	1									6

Intake & Live Release - Small Animals & Wildlife

