

# Animal Care & Control Team of Philadelphia

## 2015 Shelter Statistics - All Animals

	Jan	Feb	Mar	Apr	May	Jun	Jul	Aug	Sept	Oct	Nov	Dec	Total
<b>Intake</b>	1,651	1,487	-	-	-	-	-	-	-	-	-	-	3,138
Stray	957	879											1,836
Surrendered by Owner	690	601											1,291
Transferred In	4	7											11
<b>Live Release</b>	1,285	1,195	-	-	-	-	-	-	-	-	-	-	2,480
Adopted	560	579											1,139
Returned to Owner	141	101											207
Transferred to Rescue	547	491											1,038
Released	72	24											96
<b>Total Euthanized</b>	332	289	-	-	-	-	-	-	-	-	-	-	621
Owner Intended Euthanasia	33	12											45
All Other Euthanasia	299	277											576
<b>Died</b>	13	11											24
<b>Missing</b>	9	7											16

<b>Live Release Rate</b>	79%	81%											80%
--------------------------	-----	-----	--	--	--	--	--	--	--	--	--	--	-----

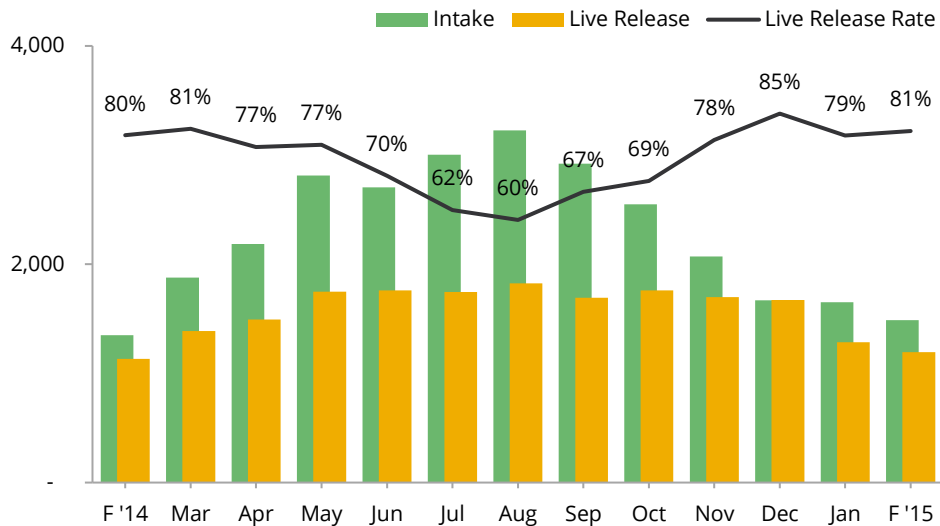
Live Release Rate = Live Release / (Live Release + Total Euthanized)

<b>Adjusted Live Release Rate</b>	81%	81%											81%
-----------------------------------	-----	-----	--	--	--	--	--	--	--	--	--	--	-----

Adjusted Live Release Rate = Live Release / (Live Release + (Total Euthanized - Owner Intended Euthanasia))

The February Live Release Rate does not include 18 animals that died or were lost in care, or 119 animals that were dead on arrival.

<b>Month End Animal Count</b>	1,488	1,473											n/a
<b>Placed in Foster Care</b>	151	111											262
<b>Spay/Neuter Surgeries</b>	597	610											1,207



# Animal Care & Control Team of Philadelphia

## 2015 Shelter Statistics - Dogs

	Jan	Feb	Mar	Apr	May	Jun	Jul	Aug	Sept	Oct	Nov	Dec	Total
Intake	744	640	-	-	-	-	-	-	-	-	-	-	1,384
Stray	405	333											738
Surrendered by Owner	338	302											640
Transferred In	1	5											6
Live Release	504	497	-	-	-	-	-	-	-	-	-	-	1,001
Adopted	124	167											291
Returned to Owner	92	78											170
Transferred to Rescue	288	252											540
Released	n/a	-											n/a
Total Euthanized	201	151	-	-	-	-	-	-	-	-	-	-	352
Owner Intended Euthanasia	19	6											25
All Other Euthanasia	182	145											327
Died	2	1											3
Missing	-	1											1

Live Release Rate	71%	77%											74%
-------------------	-----	-----	--	--	--	--	--	--	--	--	--	--	-----

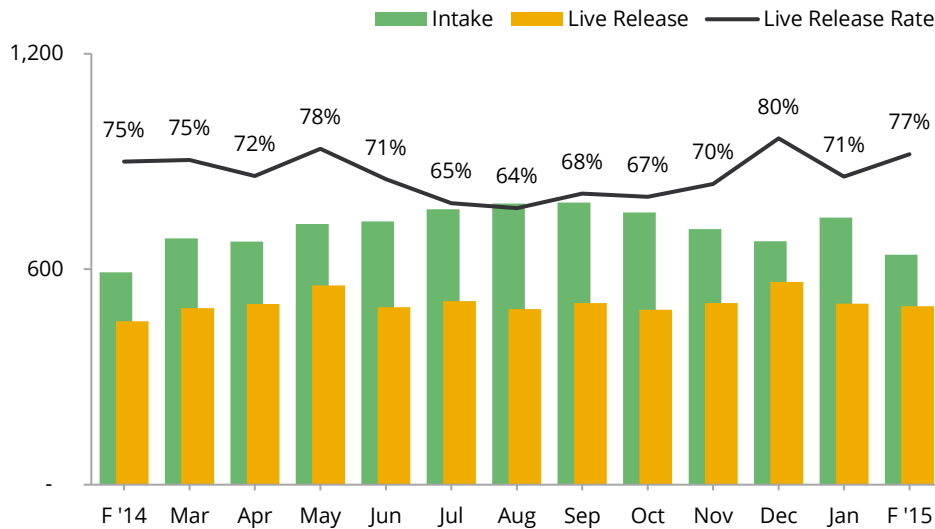
Live Release Rate = Live Release / (Live Release + Total Euthanized)

Adjusted Live Release Rate	73%	77%											75%
----------------------------	-----	-----	--	--	--	--	--	--	--	--	--	--	-----

Adjusted Live Release Rate = Live Release / (Live Release + (Total Euthanized - Owner Intended Euthanasia))

The February Live Release Rate does not include 2 animals that died or were lost in care, or 55 animals that were dead on arrival.

Month End Animal Count	277	267											n/a
Placed in Foster Care	47	25											72
Spay/Neuter Surgeries	162	157											319



# Animal Care & Control Team of Philadelphia

## 2015 Shelter Statistics - Cats

	Jan	Feb	Mar	Apr	May	Jun	Jul	Aug	Sept	Oct	Nov	Dec	Total
Intake	843	774	-	-	-	-	-	-	-	-	-	-	1,617
Stray	510	504											1,014
Surrendered by Owner	330	268											598
Transferred In	3	2											5
Live Release	737	642	-	-	-	-	-	-	-	-	-	-	1,379
Adopted	434	409											843
Returned to Owner	14	23											37
Transferred to Rescue	224	195											419
Released	65	15											80
Total Euthanized	112	124	-	-	-	-	-	-	-	-	-	-	236
Owner Intended Euthanasia	13	5											18
All Other Euthanasia	99	119											218
Died	10	9											19
Missing	5	4											9

Live Release Rate	87%	84%											85%
-------------------	-----	-----	--	--	--	--	--	--	--	--	--	--	-----

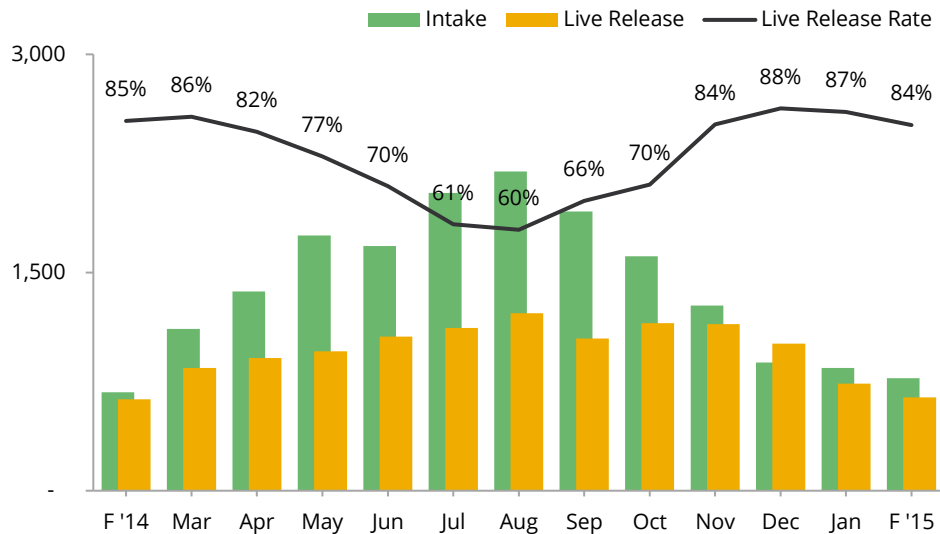
Live Release Rate = Live Release / (Live Release + Total Euthanized)

Adjusted Live Release Rate	88%	84%											86%
----------------------------	-----	-----	--	--	--	--	--	--	--	--	--	--	-----

Adjusted Live Release Rate = Live Release / (Live Release + (Total Euthanized - Owner Intended Euthanasia))

The February Live Release Rate does not include 13 animals that died or were lost in care, or 51 animals that were dead on arrival.

Month End Animal Count	1,207	1,202											n/a
Placed in Foster Care	104	85											189
Spay/Neuter Surgeries	435	453											888



# Animal Care & Control Team of Philadelphia

## 2015 Shelter Statistics - Small Animals & Wildlife

	Jan	Feb	Mar	Apr	May	Jun	Jul	Aug	Sept	Oct	Nov	Dec	Total
<b>Intake</b>	64	73	-	-	-	-	-	-	-	-	-	-	137
Stray or Wildlife	42	42											84
Surrendered by Owner	22	31											53
Transferred In	-	-											-
<b>Live Release</b>	44	56	-	-	-	-	-	-	-	-	-	-	100
Adopted	2	3											5
Returned to Owner	-	-											-
Transferred to Rescue	35	44											79
Released	7	9											16
<b>Total Euthanized</b>	19	14	-	-	-	-	-	-	-	-	-	-	33
Owner Intended Euthanasia	1	1											2
All Other Euthanasia	18	13											31
<b>Died</b>	1	1											2
<b>Missing</b>	4	2											6

<b>Live Release Rate</b>	70%	80%											75%
--------------------------	-----	-----	--	--	--	--	--	--	--	--	--	--	-----

Live Release Rate = Live Release / (Live Release + Total Euthanized)

<b>Adjusted Live Release Rate</b>	71%	81%											76%
-----------------------------------	-----	-----	--	--	--	--	--	--	--	--	--	--	-----

Adjusted Live Release Rate = Live Release / (Live Release + (Total Euthanized - Owner Intended Euthanasia))

The February Live Release Rate does not include 3 animal that died or were lost in care, or 13 animals that were dead on arrival.

<b>Month End Animal Count</b>	4	4											n/a
<b>Placed in Foster Care</b>	-	1											1
<b>Spay/Neuter Surgeries</b>	-	-											-

