

# Animal Care & Control Team of Philadelphia

## 2015 Shelter Statistics - All Animals

	Jan	Feb	Mar	Apr	May	Jun	Jul	Aug	Sept	Oct	Nov	Dec	Total
<b>Intake</b>	1,651	1,487	1,740	2,145	2,303	-	-	-	-	-	-	-	9,326
Stray	957	879	1,050	1,404	1,537								5,827
Surrendered by Owner	690	601	677	730	752								3,450
Transferred In	4	7	13	11	14								49
<b>Live Release</b>	1,285	1,195	1,372	1,462	1,514	-	-	-	-	-	-	-	6,828
Adopted	560	579	662	593	507								2,901
Returned to Owner	141	101	101	105	136								549
Transferred to Rescue	547	491	514	666	756								2,974
Released	72	24	95	98	115								404
<b>Non-Live Outcomes</b>	354	307	353	459	546	-	-	-	-	-	-	-	2,019
Shelter Euthanasia	299	277	284	398	431								1,689
Owner Intended Euthanasia	33	12	18	15	10								88
Died	13	11	38	35	90								187
Missing	9	7	13	11	15								55

<b>Live Release Rate</b>	79%	81%	82%	78%	77%								79%
--------------------------	-----	-----	-----	-----	-----	--	--	--	--	--	--	--	-----

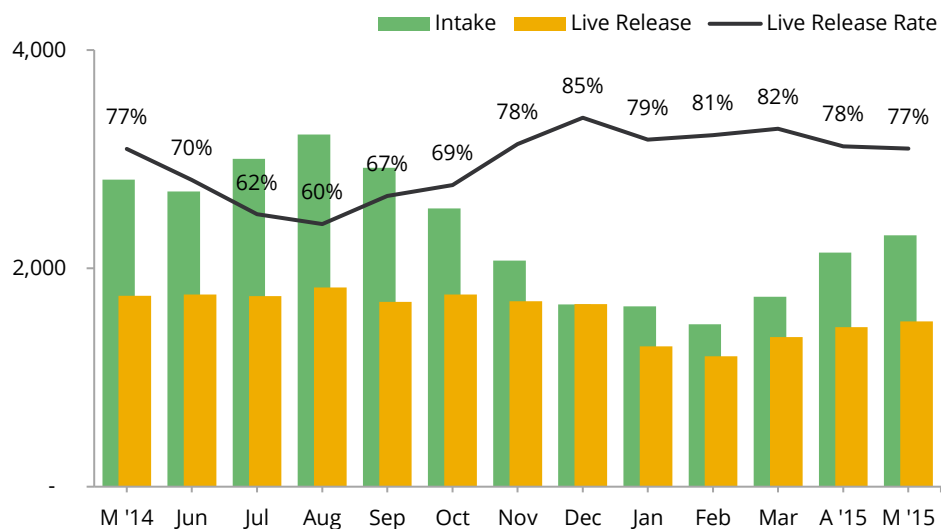
Live Release Rate = Live Release / (Live Release + Total Euthanized)

The May Live Release Rate does not include 105 animals that died or were lost in care, or 162 animals that were dead on arrival.

<b>BFAS Save Rate</b>	80%	80%	81%	79%	77%								79%
-----------------------	-----	-----	-----	-----	-----	--	--	--	--	--	--	--	-----

Best Friends Animal Society Save Rate = (Intake - Non-Live Outcomes) / (Intake - Owner Intended Euthanasia)

<b>Month End Animal Count</b>	1,488	1,473	1,491	1,709	1,958								n/a
<b>Placed in Foster Care</b>	151	111	149	295	368								1,074
<b>Spay/Neuter Surgeries</b>	597	610	632	650	669								3,158



# Animal Care & Control Team of Philadelphia

## 2015 Shelter Statistics - Dogs

	Jan	Feb	Mar	Apr	May	Jun	Jul	Aug	Sept	Oct	Nov	Dec	Total
<b>Intake</b>	744	640	711	680	673	-	-	-	-	-	-	-	3,448
Stray	405	333	364	395	374								1,871
Surrendered by Owner	338	302	339	281	290								1,550
Transferred In	1	5	8	4	9								27
<b>Live Release</b>	504	497	543	506	512	-	-	-	-	-	-	-	2,562
Adopted	124	167	194	184	161								830
Returned to Owner	92	78	82	95	111								458
Transferred to Rescue	288	252	267	227	240								1,274
Released	n/a	n/a	n/a	n/a	n/a								n/a
<b>Non-Live Outcomes</b>	203	153	148	181	169	-	-	-	-	-	-	-	854
Shelter Euthanasia	182	145	137	169	155								788
Owner Intended Euthanasia	19	6	7	10	8								50
Died	2	1	3	1	4								11
Missing	-	1	1	1	2								5

<b>Live Release Rate</b>	71%	77%	79%	74%	76%								75%
--------------------------	-----	-----	-----	-----	-----	--	--	--	--	--	--	--	-----

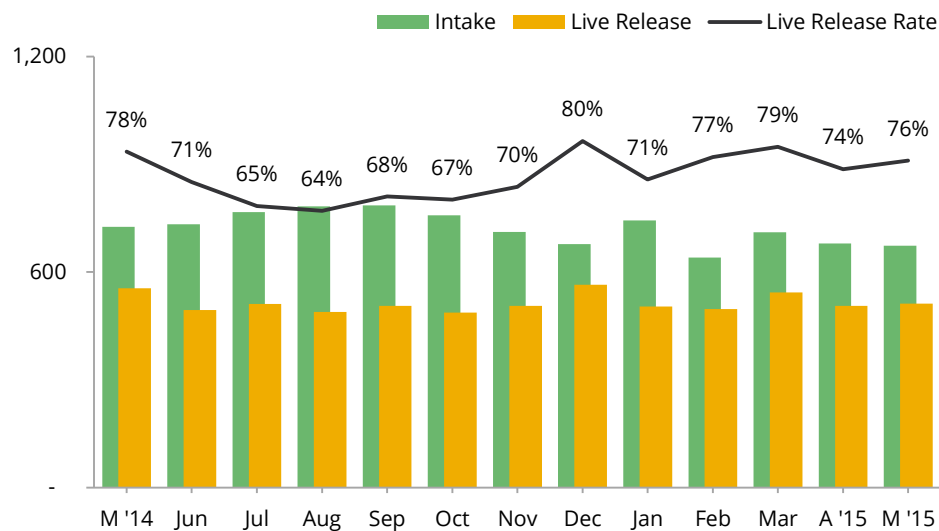
Live Release Rate = Live Release / (Live Release + Total Euthanized)

The May Live Release Rate does not include 6 animals that died or were lost in care, or 51 animals that were dead on arrival.

<b>BFAS Save Rate</b>	75%	77%	80%	74%	76%								76%
-----------------------	-----	-----	-----	-----	-----	--	--	--	--	--	--	--	-----

Best Friends Animal Society Save Rate = (Intake - Non-Live Outcomes) / (Intake - Owner Intended Euthanasia)

<b>Month End Animal Count</b>	277	267	287	276	270								n/a
<b>Placed in Foster Care</b>	47	25	49	19	26								166
<b>Spay/Neuter Surgeries</b>	162	157	193	176	150								838



# Animal Care & Control Team of Philadelphia

## 2015 Shelter Statistics - Cats

	Jan	Feb	Mar	Apr	May	Jun	Jul	Aug	Sept	Oct	Nov	Dec	Total
<b>Intake</b>	843	774	942	1,339	1,417	-	-	-	-	-	-	-	5,315
Stray	510	504	618	902	978								3,512
Surrendered by Owner	330	268	319	430	435								1,782
Transferred In	3	2	5	7	4								21
<b>Live Release</b>	737	642	776	870	862	-	-	-	-	-	-	-	3,887
Adopted	434	409	465	407	344								2,059
Returned to Owner	14	23	19	10	25								91
Transferred to Rescue	224	195	210	373	402								1,404
Released	65	15	82	80	91								333
<b>Non-Live Outcomes</b>	127	137	170	237	305	-	-	-	-	-	-	-	976
Shelter Euthanasia	99	119	116	188	208								730
Owner Intended Euthanasia	13	5	11	5	2								36
Died	10	9	31	34	82								166
Missing	5	4	12	10	13								44

<b>Live Release Rate</b>	87%	84%	86%	82%	80%								84%
--------------------------	-----	-----	-----	-----	-----	--	--	--	--	--	--	--	-----

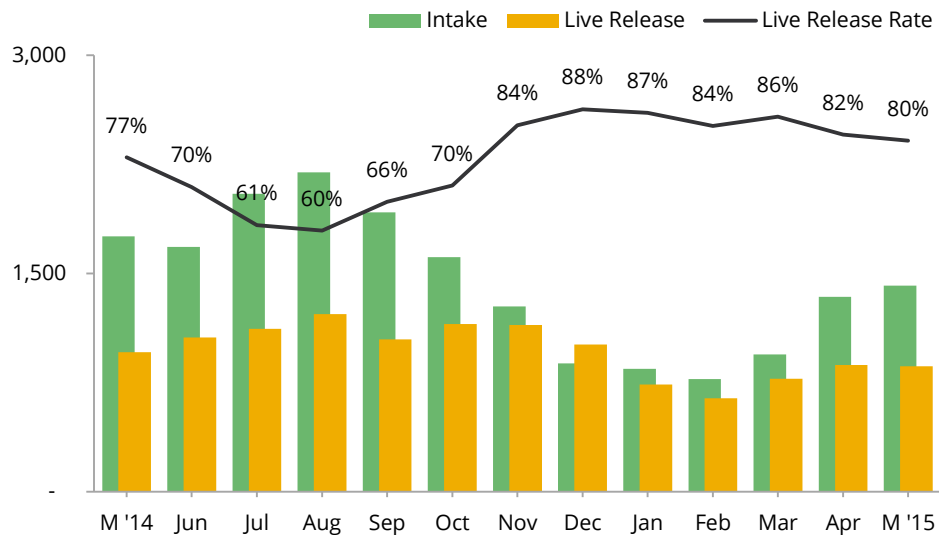
Live Release Rate = Live Release / (Live Release + Total Euthanized)

The May Live Release Rate does not include 95 animals that died or were lost in care, or 73 animals that were dead on arrival.

<b>BFAS Save Rate</b>	86%	83%	83%	83%	79%								82%
-----------------------	-----	-----	-----	-----	-----	--	--	--	--	--	--	--	-----

Best Friends Animal Society Save Rate = (Intake - Non-Live Outcomes) / (Intake - Owner Intended Euthanasia)

<b>Month End Animal Count</b>	1,207	1,202	1,201	1,431	1,685								n/a
<b>Placed in Foster Care</b>	104	85	100	276	342								907
<b>Spay/Neuter Surgeries</b>	435	453	439	474	519								2,320



# Animal Care & Control Team of Philadelphia

## 2015 Shelter Statistics - Small Animals & Wildlife

	Jan	Feb	Mar	Apr	May	Jun	Jul	Aug	Sept	Oct	Nov	Dec	Total
<b>Intake</b>	64	73	87	126	213	-	-	-	-	-	-	-	563
Stray or Wildlife	42	42	68	107	185								444
Surrendered by Owner	22	31	19	19	27								118
Transferred In	-	-	-	-	1								1
<b>Live Release</b>	44	56	53	86	140	-	-	-	-	-	-	-	379
Adopted	2	3	3	2	2								12
Returned to Owner	-	-	-	-	-								-
Transferred to Rescue	35	44	37	66	114								296
Released	7	9	13	18	24								71
<b>Non-Live Outcomes</b>	24	17	35	41	72	-	-	-	-	-	-	-	189
Shelter Euthanasia	18	13	31	41	68								171
Owner Intended Euthanasia	1	1	-	-	-								2
Died	1	1	4	-	4								10
Missing	4	2	-	-	-								6

<b>Live Release Rate</b>	70%	80%	63%	68%	67%									69%
--------------------------	-----	-----	-----	-----	-----	--	--	--	--	--	--	--	--	-----

Live Release Rate = Live Release / (Live Release + Total Euthanized)

The May Live Release Rate does not include 4 animals that died or were lost in care, or 38 animals that were dead on arrival.

<b>BFAS Save Rate</b>	63%	78%	60%	67%	66%									67%
-----------------------	-----	-----	-----	-----	-----	--	--	--	--	--	--	--	--	-----

Best Friends Animal Society Save Rate = (Intake - Non-Live Outcomes) / (Intake - Owner Intended Euthanasia)

<b>Month End Animal Count</b>	4	4	3	2	3									n/a
<b>Placed in Foster Care</b>	-	1	-	-	-									1
<b>Spay/Neuter Surgeries</b>	-	-	-	-	-									-

