

Animal Care & Control Team of Philadelphia

2016 Shelter Statistics - All Animals

	Jan	Feb	Mar	Apr	May	Jun	Jul	Aug	Sept	Oct	Nov	Dec	Total
Intake	1,446	-	-	-	-	-	-	-	-	-	-	-	1,446
Stray	876												876
Surrendered by Owner	562												562
Transferred In	8												8
Live Release	1,173	-	-	-	-	-	-	-	-	-	-	-	1,173
Adopted	564												564
Returned to Owner	90												90
Transferred to Rescue	438												438
Released	81												81
Non-Live Outcomes	311	-	-	-	-	-	-	-	-	-	-	-	311
Shelter Euthanasia	246												246
Owner Intended Euthanasia	42												42
Died	18												18
Missing	5												5

Live Release Rate	80%												80%
--------------------------	-----	--	--	--	--	--	--	--	--	--	--	--	-----

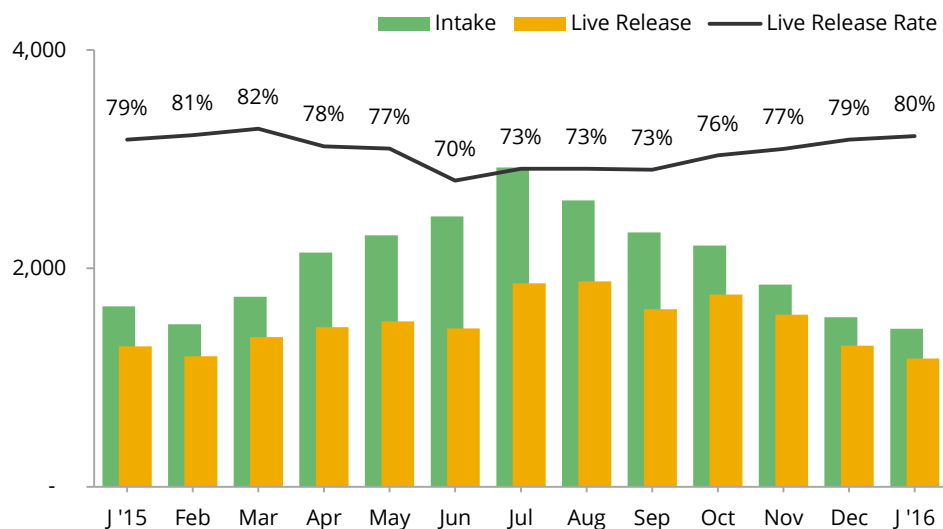
Live Release Rate = Live Release / (Live Release + Total Euthanized)

The January Live Release Rate does not include 23 animals that died or were lost in care, or 134 animals that were dead on arrival.

BFAS Save Rate	81%												81%
-----------------------	-----	--	--	--	--	--	--	--	--	--	--	--	-----

Best Friends Animal Society Save Rate = (Intake - Non-Live Outcomes) / (Intake - Owner Intended Euthanasia)

Month End Animal Count	1,772												n/a
Placed in Foster Care	132												132
Spay/Neuter Surgeries	537												537



Animal Care & Control Team of Philadelphia

2016 Shelter Statistics - Dogs

	Jan	Feb	Mar	Apr	May	Jun	Jul	Aug	Sept	Oct	Nov	Dec	Total
Intake	622	-	-	-	-	-	-	-	-	-	-	-	622
Stray	320												320
Surrendered by Owner	298												298
Transferred In	4												4
Live Release	505	-	-	-	-	-	-	-	-	-	-	-	505
Adopted	173												173
Returned to Owner	77												77
Transferred to Rescue	255												255
Released	n/a	n/a	n/a	n/a	n/a	n/a	n/a	n/a	n/a	n/a	n/a	n/a	n/a
Non-Live Outcomes	133	-	-	-	-	-	-	-	-	-	-	-	133
Shelter Euthanasia	104												104
Owner Intended Euthanasia	28												28
Died	1												1
Missing	-												-

Live Release Rate	79%												79%
--------------------------	-----	--	--	--	--	--	--	--	--	--	--	--	-----

Live Release Rate = Live Release / (Live Release + Total Euthanized)

The January Live Release Rate does not include 1 animal that died or was lost in care, or 55 animals that were dead on arrival.

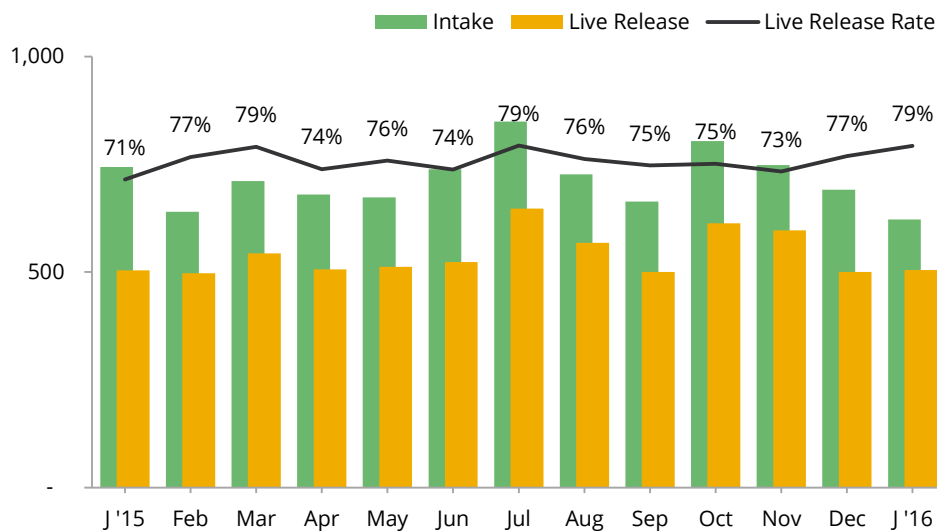
BFAS Save Rate	82%												82%
-----------------------	-----	--	--	--	--	--	--	--	--	--	--	--	-----

Best Friends Animal Society Save Rate = (Intake - Non-Live Outcomes) / (Intake - Owner Intended Euthanasia)

Month End Animal Count	222												n/a
-------------------------------	-----	--	--	--	--	--	--	--	--	--	--	--	-----

Placed in Foster Care	35												35
------------------------------	----	--	--	--	--	--	--	--	--	--	--	--	----

Spay/Neuter Surgeries	140												140
------------------------------	-----	--	--	--	--	--	--	--	--	--	--	--	-----



Animal Care & Control Team of Philadelphia

2016 Shelter Statistics - Cats

	Jan	Feb	Mar	Apr	May	Jun	Jul	Aug	Sept	Oct	Nov	Dec	Total
Intake	753	-	-	-	-	-	-	-	-	-	-	-	753
Stray	507												507
Surrendered by Owner	242												242
Transferred In	4												4
Live Release	619	-	-	-	-	-	-	-	-	-	-	-	619
Adopted	387												387
Returned to Owner	13												13
Transferred to Rescue	147												147
Released	72												72
Non-Live Outcomes	157	-	-	-	-	-	-	-	-	-	-	-	157
Shelter Euthanasia	123												123
Owner Intended Euthanasia	13												13
Died	17												17
Missing	4												4

Live Release Rate	82%												82%
--------------------------	-----	--	--	--	--	--	--	--	--	--	--	--	-----

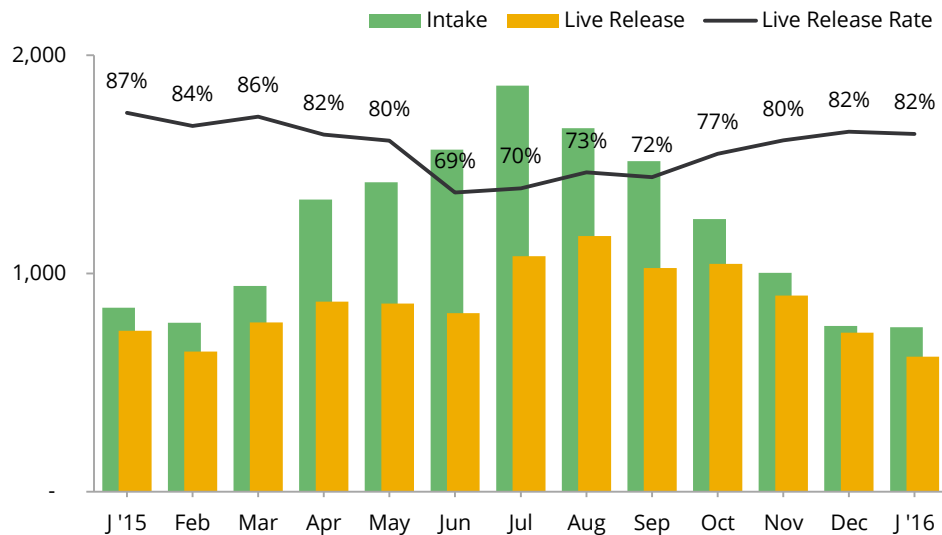
Live Release Rate = Live Release / (Live Release + Total Euthanized)

The January Live Release Rate does not include 21 animals that died or were lost in care, or 67 animals that were dead on arrival.

BFAS Save Rate	81%												81%
-----------------------	-----	--	--	--	--	--	--	--	--	--	--	--	-----

Best Friends Animal Society Save Rate = (Intake - Non-Live Outcomes) / (Intake - Owner Intended Euthanasia)

Month End Animal Count	1,538												n/a
Placed in Foster Care	97												97
Spay/Neuter Surgeries	397												397



Animal Care & Control Team of Philadelphia

2016 Shelter Statistics - Small Animals & Wildlife

	Jan	Feb	Mar	Apr	May	Jun	Jul	Aug	Sept	Oct	Nov	Dec	Total
Intake	71	-	-	-	-	-	-	-	-	-	-	-	71
Stray or Wildlife	49												49
Surrendered by Owner	22												22
Transferred In	-												-
Live Release	49	-	-	-	-	-	-	-	-	-	-	-	49
Adopted	4												4
Returned to Owner	-												-
Transferred to Rescue	36												36
Released	9												9
Non-Live Outcomes	21	-	-	-	-	-	-	-	-	-	-	-	21
Shelter Euthanasia	19												19
Owner Intended Euthanasia	1												1
Died	-												-
Missing	1												1

Live Release Rate	71%												71%
--------------------------	-----	--	--	--	--	--	--	--	--	--	--	--	-----

Live Release Rate = Live Release / (Live Release + Total Euthanized)

The January Live Release Rate does not include 1 animal that died or was lost in care, or 12 animals that were dead on arrival.

BFAS Save Rate	71%												71%
-----------------------	-----	--	--	--	--	--	--	--	--	--	--	--	-----

Best Friends Animal Society Save Rate = (Intake - Non-Live Outcomes) / (Intake - Owner Intended Euthanasia)

Month End Animal Count	12												n/a
Placed in Foster Care	-												-
Spay/Neuter Surgeries	-												-

