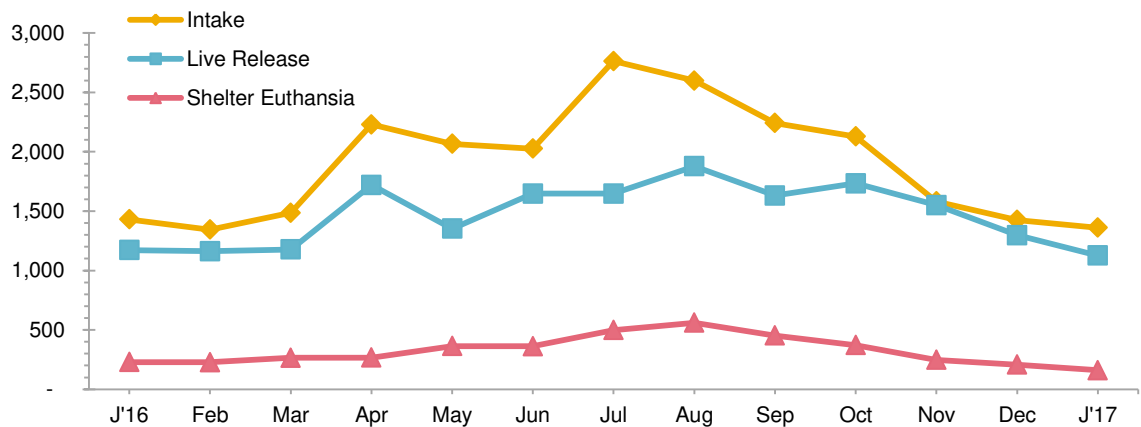


# Animal Care & Control Team of Philadelphia 2017 Shelter Statistics - All Animals

	Jan	Feb	Mar	Apr	May	Jun	Jul	Aug	Sept	Oct	Nov	Dec	Total
<b>Intake</b>	1,360	-	-	-	-	-	-	-	-	-	-	-	1,360
Stray	720												720
Surrendered by Owner	572												572
Returns	62												62
Transferred In	6												6
<b>Live Release</b>	1,126	-	-	-	-	-	-	-	-	-	-	-	1,126
Adopted	516												516
Returned to Owner	98												98
Transferred to Rescue	454												454
Released	58												58
<b>Non-Live Outcomes</b>	258	-	-	-	-	-	-	-	-	-	-	-	258
Shelter Euthanasia	160												160
Owner Intended Euthanasia	91												91
Died	3												3
Missing	4												4

<b>Asilomar Live Release Rate</b>	87%												87%
Live Release Rate = Live Release / (All Outcomes - Owner Intended Euthanasia)													
<b>ASPCA Live Release Rate</b>	83%												83%
Live Release Rate = Live Release / Intake													
<b>ACCT Live Release Rate</b>	82%												82%
Live Release Rate = Live Release / (Live Release + Total Euthanized)													
<b>BFAS Save Rate</b>	87%												87%
Best Friends Animal Society Save Rate = (Intake - Non-Live Outcomes) / (Intake - Owner Intended Euthanasia)													

<b>Trap-Neuter-Return Services</b>	150												150
<b>Placed in Foster Care</b>	85												85
<b>Spay/Neuter Surgeries</b>	514												514



# Animal Care & Control Team of Philadelphia 2017 Shelter Statistics - Dogs

	Jan	Feb	Mar	Apr	May	Jun	Jul	Aug	Sept	Oct	Nov	Dec	Total
<b>Intake</b>	671	-	-	-	-	-	-	-	-	-	-	-	671
Stray	375												375
Surrendered by Owner	262												262
Returns	30												30
Transferred In	4												4
<b>Live Release</b>	522	-	-	-	-	-	-	-	-	-	-	-	522
Adopted	143												143
Returned to Owner	91												91
Transferred to Rescue	288												288
Released	-												-
<b>Non-Live Outcomes</b>	141	-	-	-	-	-	-	-	-	-	-	-	141
Shelter Euthanasia	88												88
Owner Intended Euthanasia	50												50
Died	1												1
Missing	2												2

Asilomar Live Release Rate 85%

Live Release Rate = Live Release / (All Outcomes - Owner Intended Euthanasia)

ASPCA Live Release Rate 78%

Live Release Rate = Live Release / Intake

ACCT Live Release Rate 79%

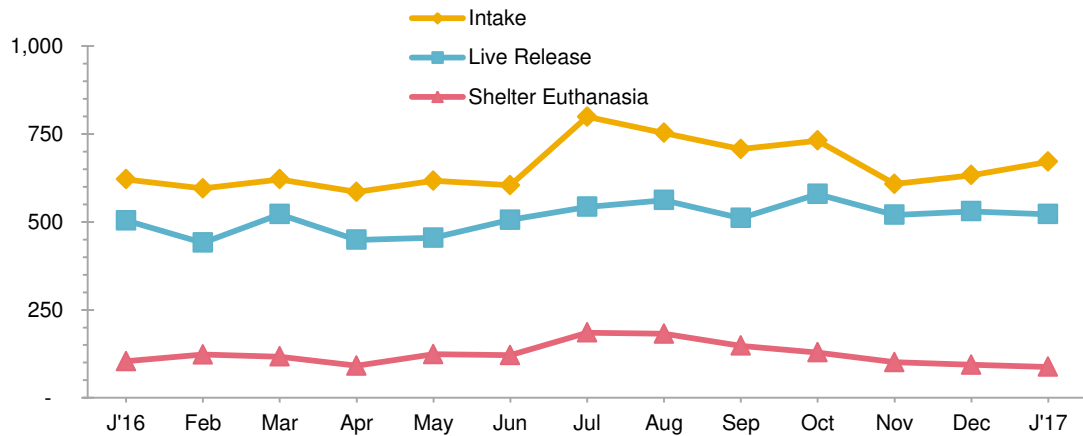
Live Release Rate = Live Release / (Live Release + Total Euthanized)

BFAS Save Rate 85%

Best Friends Animal Society Save Rate = (Intake - Non-Live Outcomes) / (Intake - Owner Intended Euthanasia)

Placed in Foster Care 15

Spay/Neuter Surgeries 141

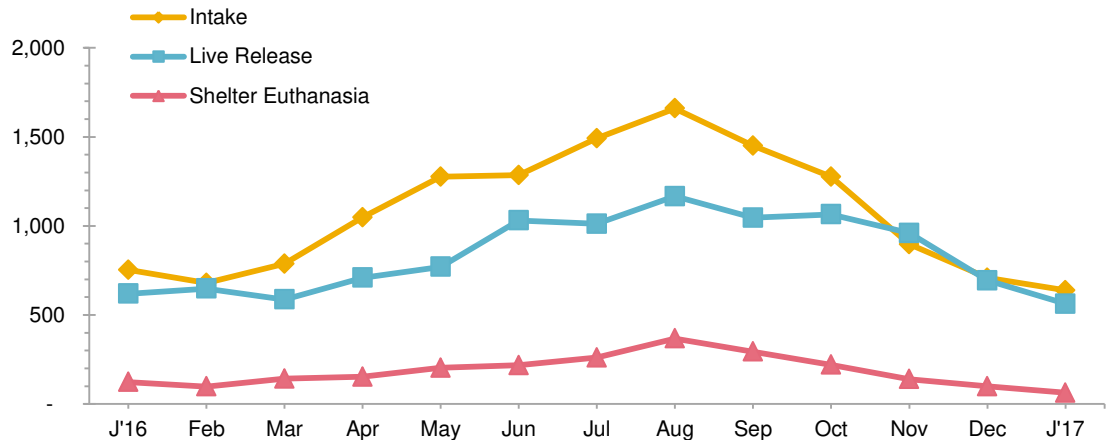


# Animal Care & Control Team of Philadelphia 2017 Shelter Statistics - Cats

	Jan	Feb	Mar	Apr	May	Jun	Jul	Aug	Sept	Oct	Nov	Dec	Total
<b>Intake</b>	638	-	-	-	-	-	-	-	-	-	-	-	638
Stray	314												314
Surrendered by Owner	292												292
Returns	30												30
Transferred In	2												2
<b>Live Release</b>	563	-	-	-	-	-	-	-	-	-	-	-	563
Adopted	373												373
Returned to Owner	7												7
Transferred to Rescue	131												131
Released	52												52
<b>Non-Live Outcomes</b>	108	-	-	-	-	-	-	-	-	-	-	-	108
Shelter Euthanasia	63												63
Owner Intended Euthanasia	41												41
Died	2												2
Missing	2												2

<b>Asilomar Live Release Rate</b>	89%												89%
Live Release Rate = Live Release / (All Outcomes - Owner Intended Euthanasia)													
<b>ASPCA Live Release Rate</b>	88%												88%
Live Release Rate = Live Release / Intake													
<b>ACCT Live Release Rate</b>	84%												84%
Live Release Rate = Live Release / (Live Release + Total Euthanized)													
<b>BFAS Save Rate</b>	89%												89%
Best Friends Animal Society Save Rate = (Intake - Non-Live Outcomes) / (Intake - Owner Intended Euthanasia)													

<b>Trap-Neuter-Return Services</b>	150												150
<b>Placed in Foster Care</b>	68												68
<b>Spay/Neuter Surgeries</b>	373												373



# Animal Care & Control Team of Philadelphia 2017 Shelter Statistics - Small Animals & Wildlife

	Jan	Feb	Mar	Apr	May	Jun	Jul	Aug	Sept	Oct	Nov	Dec	Total
<b>Intake</b>	51	-	-	-	-	-	-	-	-	-	-	-	51
Stray/Wildlife	31												31
Surrendered by Owner	18												18
Returns	2												2
Transferred In	-												-
<b>Live Release</b>	41	-	-	-	-	-	-	-	-	-	-	-	41
Adopted	-												-
Returned to Owner	-												-
Transferred to Rescue	35												35
Released	6												6
<b>Non-Live Outcomes</b>	9	-	-	-	-	-	-	-	-	-	-	-	9
Shelter Euthanasia	9												9
Owner Intended Euthanasia	-												-
Died	-												-
Missing	-												-
RVS Required Euthanasia*	20												20

\*Pennsylvania law requires ACCT Philly to euthanize "rabies vector species" (RVS) which include raccoons, skunks, foxes, bats, coyotes, groundhogs, and other species designated by the Pennsylvania Game Commission.

<b>Asilomar Live Release Rate</b>	82%												82%
Live Release Rate = Live Release / (All Outcomes - Owner Intended Euthanasia)													
<b>ASPCA Live Release Rate</b>	80%												80%
Live Release Rate = Live Release / Intake													
<b>ACCT Live Release Rate</b>	82%												82%
Live Release Rate = Live Release / (Live Release + Total Euthanized)													
<b>BFAS Save Rate</b>	82%												82%
Best Friends Animal Society Save Rate = (Intake - Non-Live Outcomes) / (Intake - Owner Intended Euthanasia)													

<b>Placed in Foster Care</b>	2	-	-	-	-	-	-	-	-	-	-	-	2
------------------------------	---	---	---	---	---	---	---	---	---	---	---	---	---

