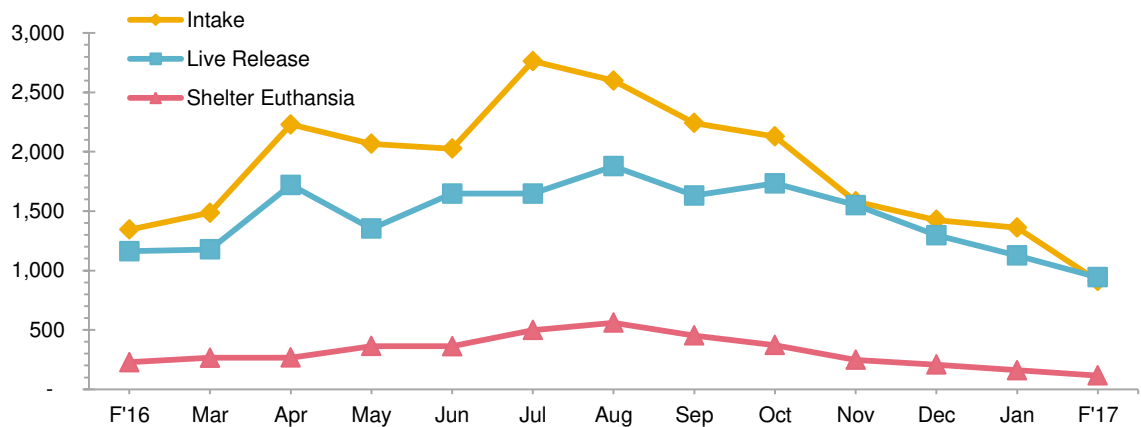


Animal Care & Control Team of Philadelphia 2017 Shelter Statistics - All Animals

	Jan	Feb	Mar	Apr	May	Jun	Jul	Aug	Sept	Oct	Nov	Dec	Total
Intake	1,360	912	-	-	-	-	-	-	-	-	-	-	2,272
Stray	720	488											1,208
Surrendered by Owner	572	376											948
Returns	62	42											104
Transferred In	6	6											12
Live Release	1,126	943	-	-	-	-	-	-	-	-	-	-	2,069
Adopted	516	430											946
Returned to Owner	98	70											168
Transferred to Rescue	454	377											831
Released	58	66											124
Non-Live Outcomes	258	197											455
Shelter Euthanasia	160	116											276
Owner Intended Euthanasia	91	71											162
Died	3	8											11
Missing	4	2											6

Asilomar Live Release Rate	87%	88%											88%
Live Release Rate = Live Release / (All Outcomes - Owner Intended Euthanasia)													
ASPCA Live Release Rate	83%	103%											91%
Live Release Rate = Live Release / Intake													
ACCT Live Release Rate	82%	83%											83%
Live Release Rate = Live Release / (Live Release + Total Euthanized)													
BFAS Save Rate	87%	85%											86%
Best Friends Animal Society Save Rate = (Intake - Non-Live Outcomes) / (Intake - Owner Intended Euthanasia)													

Trap-Neuter-Return Services	150	262	-	-	-	-	-	-	-	-	-	-	150
Placed in Foster Care	85	93	-	-	-	-	-	-	-	-	-	-	178
Spay/Neuter Surgeries	514	542	-	-	-	-	-	-	-	-	-	-	1,056



Animal Care & Control Team of Philadelphia 2017 Shelter Statistics - Dogs

	Jan	Feb	Mar	Apr	May	Jun	Jul	Aug	Sept	Oct	Nov	Dec	Total
Intake	671	446	-	-	-	-	-	-	-	-	-	-	1,117
Stray	375	264											639
Surrendered by Owner	262	164											426
Returns	30	14											44
Transferred In	4	4											8
Live Release	522	402	-	-	-	-	-	-	-	-	-	-	924
Adopted	143	126											269
Returned to Owner	91	58											149
Transferred to Rescue	288	218											506
Released	-	-											-
Non-Live Outcomes	141	84											225
Shelter Euthanasia	88	48											136
Owner Intended Euthanasia	50	32											82
Died	1	3											4
Missing	2	1											3

Asilomar Live Release Rate	85%	89%											87%
-----------------------------------	-----	-----	--	--	--	--	--	--	--	--	--	--	-----

Live Release Rate = Live Release / (All Outcomes - Owner Intended Euthanasia)

ASPCA Live Release Rate	78%	90%											83%
--------------------------------	-----	-----	--	--	--	--	--	--	--	--	--	--	-----

Live Release Rate = Live Release / Intake

ACCT Live Release Rate	79%	83%											81%
-------------------------------	-----	-----	--	--	--	--	--	--	--	--	--	--	-----

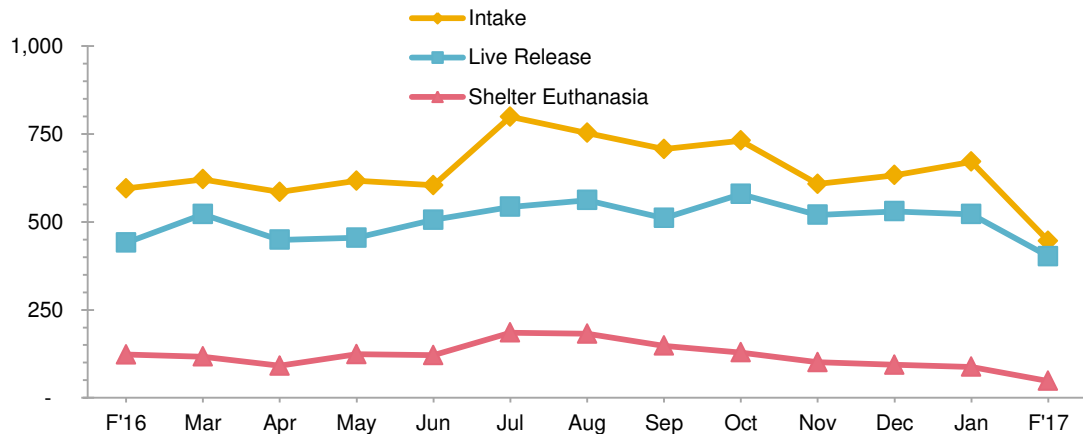
Live Release Rate = Live Release / (Live Release + Total Euthanized)

BFAS Save Rate	85%	87%											86%
-----------------------	-----	-----	--	--	--	--	--	--	--	--	--	--	-----

Best Friends Animal Society Save Rate = (Intake - Non-Live Outcomes) / (Intake - Owner Intended Euthanasia)

Placed in Foster Care	15	28											43
------------------------------	----	----	--	--	--	--	--	--	--	--	--	--	----

Spay/Neuter Surgeries	141	113											254
------------------------------	-----	-----	--	--	--	--	--	--	--	--	--	--	-----

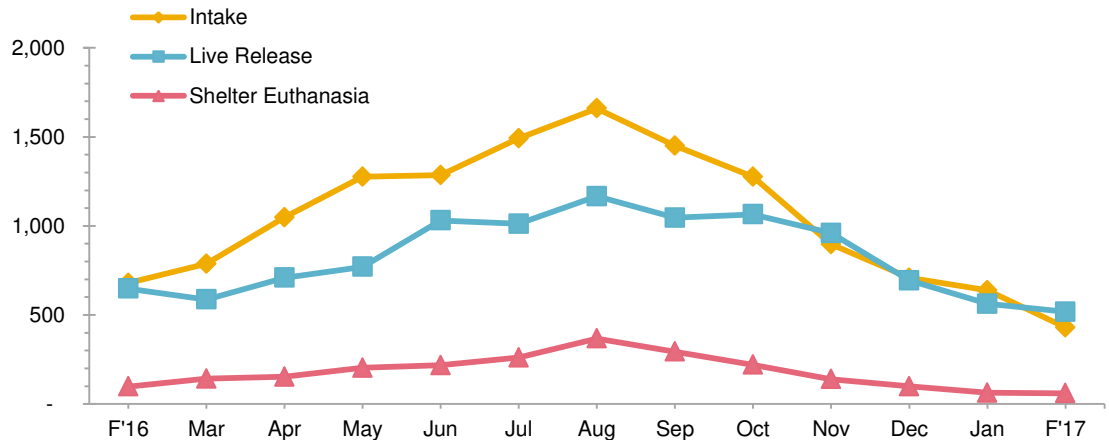


Animal Care & Control Team of Philadelphia 2017 Shelter Statistics - Cats

	Jan	Feb	Mar	Apr	May	Jun	Jul	Aug	Sept	Oct	Nov	Dec	Total
Intake	638	430	-	-	-	-	-	-	-	-	-	-	1,068
Stray	314	203											517
Surrendered by Owner	292	197											489
Returns	30	28											58
Transferred In	2	2											4
Live Release	563	518	-	-	-	-	-	-	-	-	-	-	1,081
Adopted	373	302											675
Returned to Owner	7	12											19
Transferred to Rescue	131	138											269
Released	52	66											118
Non-Live Outcomes	108	103	-	-	-	-	-	-	-	-	-	-	211
Shelter Euthanasia	63	60											123
Owner Intended Euthanasia	41	38											79
Died	2	4											6
Missing	2	1											3

Asilomar Live Release Rate	89%	89%											89%
Live Release Rate = Live Release / (All Outcomes - Owner Intended Euthanasia)													
ASPCA Live Release Rate	88%	120%											101%
Live Release Rate = Live Release / Intake													
ACCT Live Release Rate	84%	84%											84%
Live Release Rate = Live Release / (Live Release + Total Euthanized)													
BFAS Save Rate	89%	83%											87%
Best Friends Animal Society Save Rate = (Intake - Non-Live Outcomes) / (Intake - Owner Intended Euthanasia)													

Trap-Neuter-Return Services	150	262	-	-	-	-	-	-	-	-	-	-	412
Placed in Foster Care	68	65	-	-	-	-	-	-	-	-	-	-	133
Spay/Neuter Surgeries	373	429	-	-	-	-	-	-	-	-	-	-	802



Animal Care & Control Team of Philadelphia 2017 Shelter Statistics - Small Animals & Wildlife

	Jan	Feb	Mar	Apr	May	Jun	Jul	Aug	Sept	Oct	Nov	Dec	Total
Intake	51	36	-	-	-	-	-	-	-	-	-	-	87
Stray/Wildlife	31	21											52
Surrendered by Owner	18	15											33
Returns	2	-											2
Transferred In	-	-											-
Live Release	41	23	-	-	-	-	-	-	-	-	-	-	64
Adopted	-	2											2
Returned to Owner	-	-											-
Transferred to Rescue	35	21											56
Released	6	-											6
Non-Live Outcomes	9	10	-	-	-	-	-	-	-	-	-	-	19
Shelter Euthanasia	9	8											17
Owner Intended Euthanasia	-	1											1
Died	-	1											1
Missing	-	-											-
RVS Required Euthanasia*	20	25											45

*Pennsylvania law requires ACCT Philly to euthanize "rabies vector species" (RVS) which include raccoons, skunks, foxes, bats, coyotes, groundhogs, and other species designated by the Pennsylvania Game Commission.

Asilomar Live Release Rate	82%	72%											78%
Live Release Rate = Live Release / (All Outcomes - Owner Intended Euthanasia)													
ASPCA Live Release Rate	80%	64%											74%
Live Release Rate = Live Release / Intake													
ACCT Live Release Rate	82%	72%											78%
Live Release Rate = Live Release / (Live Release + Total Euthanized)													
BFAS Save Rate	82%	74%											79%
Best Friends Animal Society Save Rate = (Intake - Non-Live Outcomes) / (Intake - Owner Intended Euthanasia)													

Placed in Foster Care	2	-	-	-	-	-	-	-	-	-	-	-	2
------------------------------	---	---	---	---	---	---	---	---	---	---	---	---	---

