

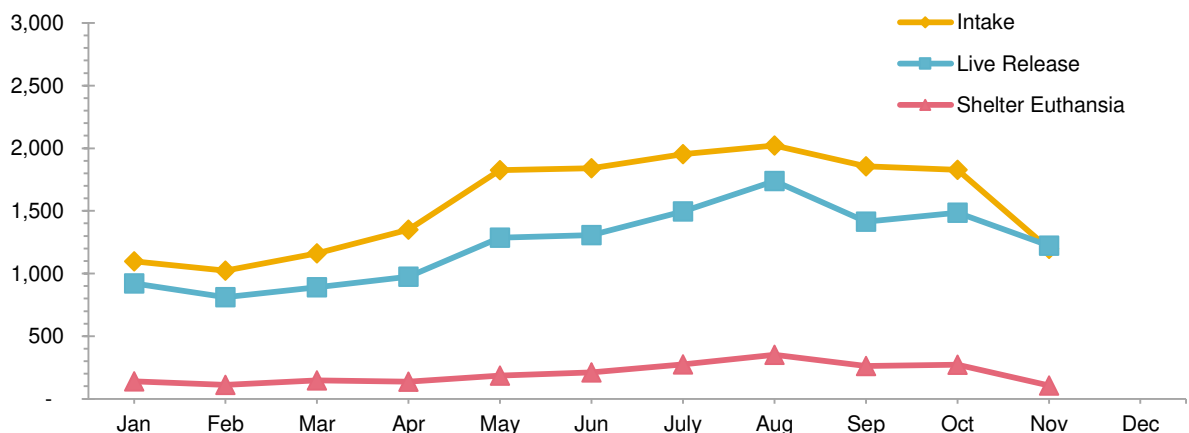
Animal Care & Control Team of Philadelphia

2018 Shelter Statistics - All Animals

	Jan	Feb	Mar	Apr	May	Jun	Jul	Aug	Sept	Oct	Nov	Dec	Total
Intake	1,098	1,023	1,161	1,351	1,825	1,840	1,952	2,023	1,857	1,827	1,198	-	17,155
Stray	719	596	741	965	1,339	1,359	1,521	1,597	1,482	1,364	883	-	12,566
Surrendered by Owner	343	379	381	338	426	435	391	395	320	418	289	-	4,115
Returns	27	47	38	45	57	40	34	29	45	41	24	-	427
Transferred In	9	1	1	3	3	6	6	2	10	4	2	-	47
Live Release	920	810	891	974	1,287	1,308	1,495	1,738	1,414	1,485	1,223	-	13,545
Adopted	440	333	343	313	395	456	545	561	600	633	599	-	5,218
Returned to Owner	61	77	70	81	96	90	89	66	69	83	101	-	883
Transferred to Rescue	349	340	423	491	620	601	593	856	556	563	398	-	5,790
Released	70	60	55	89	176	161	268	255	189	206	125	-	1,654
Non-Live Outcomes	211	179	219	239	306	341	389	464	375	380	188	-	3,291
Shelter Euthanasia	140	112	146	138	186	212	275	352	262	272	107	-	2,202
Owner Intended Euthanasia	60	61	61	65	76	68	59	66	64	70	53	-	703
Died	8	5	9	36	40	47	46	40	44	29	21	-	325
Missing	3	1	3	-	4	14	9	6	5	9	7	-	61

Asilomar Live Release Rate	86%	87%	85%	85%	85%	83%	82%	81%	82%	83%	90%		84%
Live Release Rate = Live Release / (All Outcomes - Owner Intended Euthanasia)													
ASPCA Live Release Rate	84%	79%	77%	72%	71%	71%	77%	86%	76%	81%	102%		79%
Live Release Rate = Live Release / Intake													
ACCT Live Release Rate	82%	82%	81%	83%	83%	82%	82%	81%	81%	81%	88%		82%
Live Release Rate = Live Release / (Live Release + Total Euthanized)													
BFAS Save Rate	85%	88%	86%	86%	87%	85%	83%	80%	83%	82%	88%		84%
Best Friends Animal Society Save Rate = (Intake - Non-Live Outcomes) / (Intake - Owner Intended Euthanasia)													

Trap-Neuter-Return Services	117	140	190	204	189	251	166	177	192	241	208	-	2,075
Placed in Foster Care	69	114	102	111	318	251	265	542	348	222	177	-	2,519
Spay/Neuter Surgeries	614	524	560	591	814	868	873	893	864	918	782	-	8,301



Animal Care & Control Team of Philadelphia

2018 Shelter Statistics - Dogs

	Jan	Feb	Mar	Apr	May	Jun	Jul	Aug	Sept	Oct	Nov	Dec	Total
Intake	505	460	460	429	483	494	516	530	557	612	453	-	5,499
Stray	323	279	294	266	308	304	350	366	412	420	316		3,638
Surrendered by Owner	164	160	148	141	148	169	144	151	121	162	117		1,625
Returns	13	20	17	19	24	17	17	11	21	29	18		206
Transferred In	5	1	1	3	3	4	5	2	3	1	2		30

Live Release	357	357	356	333	377	405	377	398	456	454	417	-	4,287
Adopted	100	101	118	92	113	109	109	127	161	157	147		1,334
Returned to Owner	54	70	57	59	77	79	68	55	61	71	87		738
Transferred to Rescue	203	186	181	182	187	217	200	216	234	226	183		2,215
Released	-	-	-	-	-	-	-	-	-	-	-		-

Non-Live Outcomes	109	86	106	79	106	85	120	115	112	133	59	-	1,110
Shelter Euthanasia	82	48	65	46	59	43	83	74	74	92	32		698
Owner Intended Euthanasia	27	37	37	29	44	40	33	37	38	41	26		389
Died	-	1	2	4	2	1	3	2	-	-	1		16
Missing	-	-	2	-	1	1	1	2	-	-	-		7

Asilomar Live Release Rate	81%	88%	84%	87%	86%	90%	81%	84%	86%	83%	93%		86%
Live Release Rate = Live Release / (All Outcomes - Owner Intended Euthanasia)													

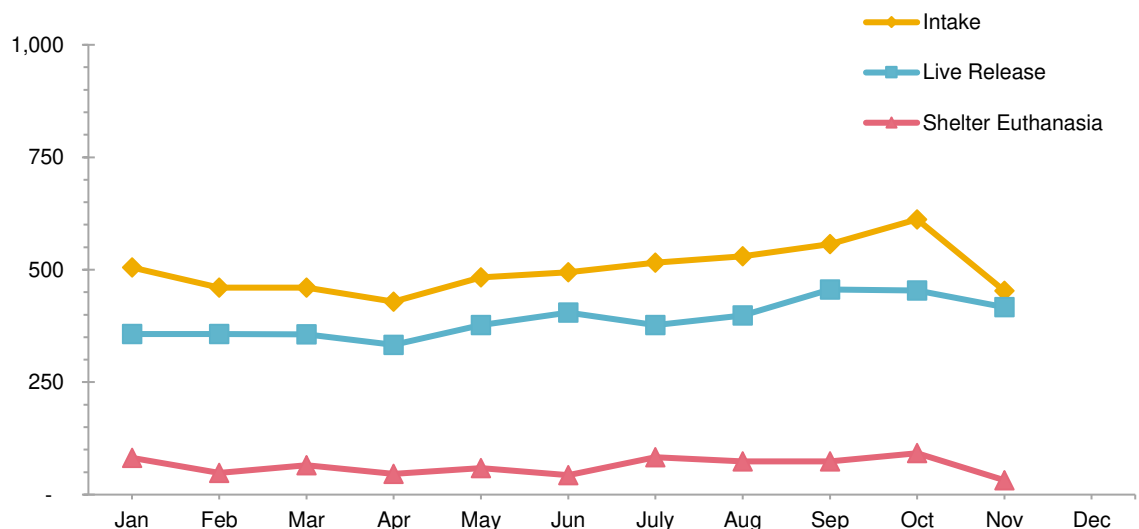
ASPCA Live Release Rate	71%	78%	77%	78%	78%	82%	73%	75%	82%	74%	92%		78%
Live Release Rate = Live Release / Intake													

ACCT Live Release Rate	77%	81%	78%	82%	79%	83%	76%	78%	80%	77%	88%		80%
Live Release Rate = Live Release / (Live Release + Total Euthanized)													

BFAS Save Rate	83%	88%	84%	88%	86%	90%	82%	84%	86%	84%	92%		86%
Best Friends Animal Society Save Rate = (Intake - Non-Live Outcomes) / (Intake - Owner Intended Euthanasia)													

Placed in Foster Care	11	15	18	12	19	21	22	39	35	35	28		255
------------------------------	----	----	----	----	----	----	----	----	----	----	----	--	-----

Spay/Neuter Surgeries	175	148	152	149	231	109	117	134	168	145	152		1,680
------------------------------	-----	-----	-----	-----	-----	-----	-----	-----	-----	-----	-----	--	-------



* Dog foster numbers were lower in April and May due to a suspension of the Lichter program and fast tracking dogs to the Everyday Adoption Center. The Lichter program resumed June 1.

Animal Care & Control Team of Philadelphia

2018 Shelter Statistics - Cats

	Jan	Feb	Mar	Apr	May	Jun	Jul	Aug	Sept	Oct	Nov	Dec	Total
Intake	535	542	634	866	1,131	1,133	1,286	1,326	1,154	1,119	682	-	10,408
Stray	362	311	420	650	860	892	1,040	1,085	935	873	514		7,942
Surrendered by Owner	155	204	193	190	238	217	228	223	188	231	162		2,229
Returns	14	27	21	26	33	23	17	18	24	12	6		221
Transferred In	4	-	-	-	-	1	1	-	7	3	-		16
Live Release	527	419	492	556	789	808	1,031	1,277	881	987	781	-	8,548
Adopted	340	230	225	221	282	343	436	432	439	476	452		3,876
Returned to Owner	7	5	12	22	16	10	21	11	7	12	14		137
Transferred to Rescue	110	124	202	246	398	330	336	606	270	299	194		3,115
Released	70	60	53	67	93	125	238	228	165	200	121		1,420
Non-Live Outcomes	93	84	101	138	156	195	223	301	237	226	115	-	1,869
Shelter Euthanasia	51	55	72	74	89	130	154	234	169	164	65		1,257
Owner Intended Euthanasia	33	24	24	36	32	28	25	29	26	27	26		310
Died	7	4	4	28	32	27	36	36	39	26	17		256
Missing	2	1	1	-	3	10	8	2	3	9	7		46

Asilomar Live Release Rate	90%	87%	86%	84%	86%	83%	84%	82%	81%	83%	90%		85%
-----------------------------------	-----	-----	-----	-----	-----	-----	-----	-----	-----	-----	-----	--	-----

Live Release Rate = Live Release / (All Outcomes - Owner Intended Euthanasia)

ASPCA Live Release Rate	99%	77%	78%	64%	70%	71%	80%	96%	76%	88%	115%		82%
--------------------------------	-----	-----	-----	-----	-----	-----	-----	-----	-----	-----	------	--	-----

Live Release Rate = Live Release / Intake

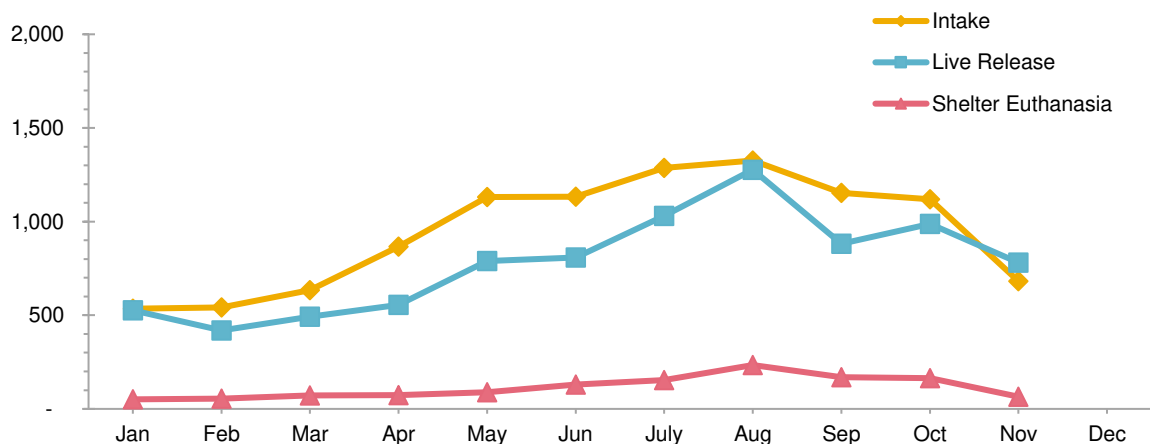
ACCT Live Release Rate	86%	84%	84%	83%	87%	84%	85%	83%	82%	84%	90%		85%
-------------------------------	-----	-----	-----	-----	-----	-----	-----	-----	-----	-----	-----	--	-----

Live Release Rate = Live Release / (Live Release + Total Euthanized)

BFAS Save Rate	88%	88%	87%	88%	89%	85%	84%	79%	81%	82%	86%		85%
-----------------------	-----	-----	-----	-----	-----	-----	-----	-----	-----	-----	-----	--	-----

Best Friends Animal Society Save Rate = (Intake - Non-Live Outcomes) / (Intake - Owner Intended Euthanasia)

Trap-Neuter-Return Services	117	140	190	204	189	251	166	177	192	241	208		2,075
Shelter-Neuter-Return Services	70	60	53	67	93	125	241	228	165	200	121		1,423
Placed in Foster Care	58	99	84	99	299	230	243	503	313	187	149		2,264
Spay/Neuter Surgeries	439	376	408	442	583	759	756	759	696	773	630		6,621



Animal Care & Control Team of Philadelphia 2018 Shelter Statistics - Small Animals & Wildlife

	Jan	Feb	Mar	Apr	May	Jun	Jul	Aug	Sept	Oct	Nov	Dec	Total
Intake	58	21	67	56	211	213	150	167	146	96	63	-	1,248
Stray/Wildlife	34	6	27	49	171	163	131	146	135	71	53		986
Surrendered by Owner	24	15	40	7	40	49	19	21	11	25	10		261
Returns	-	-	-	-	-	-	-	-	-	-	-		-
Transferred In	-	-	-	-	-	1	-	-	-	-	-		1
Live Release	36	34	43	85	121	95	87	63	77	44	25	-	710
Adopted	-	2	-	-	-	4	-	2	-	-	-		8
Returned to Owner	-	2	1	-	3	1	-	-	1	-	-		8
Transferred to Rescue	36	30	40	63	35	54	57	34	52	38	21		460
Released	-	-	2	22	83	36	30	27	24	6	4		234
Non-Live Outcomes	9	9	12	22	44	61	46	48	26	21	14	-	312
Shelter Euthanasia	7	9	9	18	38	39	38	44	19	16	10		247
Owner Intended Euthanasia	-	-	-	-	-	-	1	-	-	2	1		4
Died	1	-	3	4	6	19	7	2	5	3	3		53
Missing	1	-	-	-	-	3	-	2	2	-	-		8
RVS Required Euthanasia*	11	19	22	28	32	47	25	58	37	30	23		332

*Pennsylvania law requires ACCT Philly to euthanize "rabies vector species" (RVS) which include raccoons, skunks, foxes, bats, coyotes, groundhogs, and other species designated by the Pennsylvania Game Commission.

Asilomar Live Release Rate	80%	79%	78%	79%	73%	61%	66%	57%	75%	70%	66%		70%
Live Release Rate = Live Release / (All Outcomes - Owner Intended Euthanasia)													
ASPCA Live Release Rate	62%	162%	64%	152%	57%	45%	58%	38%	53%	46%	40%		57%
Live Release Rate = Live Release / Intake													
ACCT Live Release Rate	84%	79%	83%	83%	76%	71%	69%	59%	80%	71%	69%		74%
Live Release Rate = Live Release / (Live Release + Total Euthanized)													
BFAS Save Rate	84%	57%	82%	61%	79%	71%	70%	71%	82%	80%	79%		75%
Best Friends Animal Society Save Rate = (Intake - Non-Live Outcomes) / (Intake - Owner Intended Euthanasia)													

Placed in Foster Care	-	-	-	-	-	-	-	-	-	-	-	-	-
------------------------------	---	---	---	---	---	---	---	---	---	---	---	---	---

