

Animal Care & Control Team of Philadelphia

2015 Shelter Statistics - All Animals

	Jan	Feb	Mar	Apr	May	Jun	Jul	Aug	Sept	Oct	Nov	Dec	Total
Intake	1,651	-	-	-	-	-	-	-	-	-	-	-	1,651
Stray	957												957
Surrendered by Owner	690												690
Transferred In	4												4
Live Release	1,285	-	-	-	-	-	-	-	-	-	-	-	1,285
Adopted	560												560
Returned to Owner	106												106
Transferred to Rescue	547												547
Released	72												72
Total Euthanized	332	-	-	-	-	-	-	-	-	-	-	-	332
Owner Intended Euthanasia	33												33
All Other Euthanasia	299												299
Died	13												13
Missing	9												9

Live Release Rate	79%												79%
--------------------------	-----	--	--	--	--	--	--	--	--	--	--	--	-----

Live Release Rate = Live Release / (Live Release + Total Euthanized)

Adjusted Live Release Rate	81%												81%
-----------------------------------	-----	--	--	--	--	--	--	--	--	--	--	--	-----

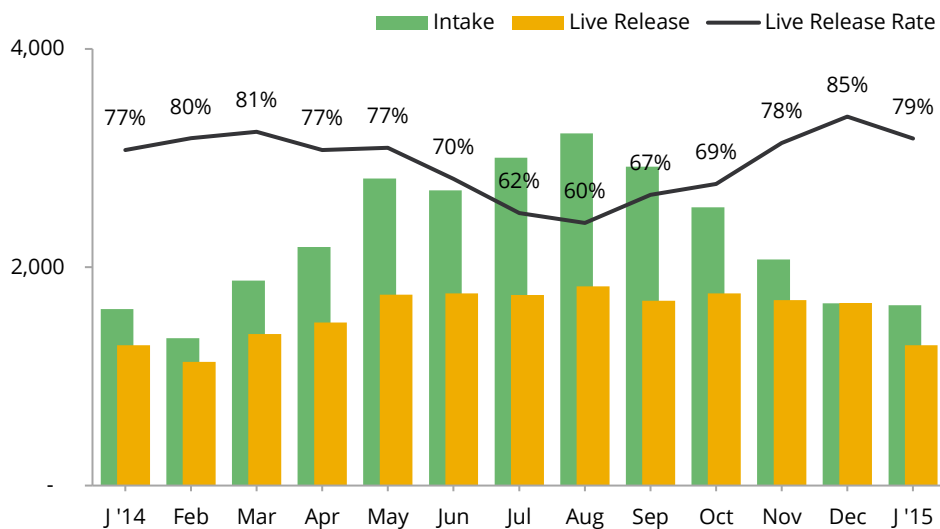
Adjusted Live Release Rate = Live Release / (Live Release + (Total Euthanized - Owner Intended Euthanasia))

The January Live Release Rate does not include 22 animals that died or were lost in care, or 159 animals that were dead on arrival.

Month End Animal Count	1,488												n/a
-------------------------------	-------	--	--	--	--	--	--	--	--	--	--	--	-----

Placed in Foster Care	151												151
------------------------------	-----	--	--	--	--	--	--	--	--	--	--	--	-----

Spay/Neuter Surgeries	597												597
------------------------------	-----	--	--	--	--	--	--	--	--	--	--	--	-----



Animal Care & Control Team of Philadelphia

2015 Shelter Statistics - Dogs

	Jan	Feb	Mar	Apr	May	Jun	Jul	Aug	Sept	Oct	Nov	Dec	Total
Intake	744	-	-	-	-	-	-	-	-	-	-	-	744
Stray	405												405
Surrendered by Owner	338												338
Transferred In	1												1
Live Release	504	-	-	-	-	-	-	-	-	-	-	-	504
Adopted	124												124
Returned to Owner	92												92
Transferred to Rescue	288												288
Released	n/a												n/a
Total Euthanized	201	-	-	-	-	-	-	-	-	-	-	-	201
Owner Intended Euthanasia	19												19
All Other Euthanasia	182												182
Died	2												2
Missing	-												-

Live Release Rate	71%												71%
-------------------	-----	--	--	--	--	--	--	--	--	--	--	--	-----

Live Release Rate = Live Release / (Live Release + Total Euthanized)

Adjusted Live Release Rate	73%												73%
----------------------------	-----	--	--	--	--	--	--	--	--	--	--	--	-----

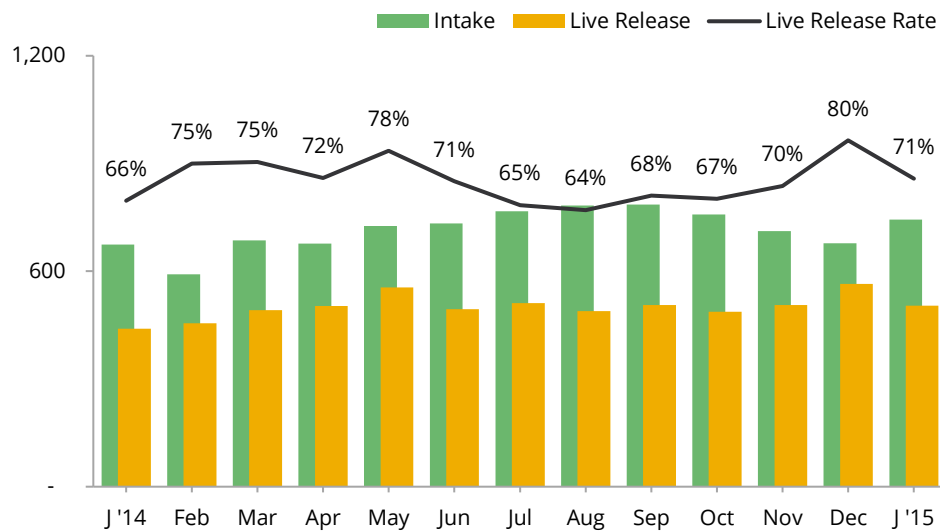
Adjusted Live Release Rate = Live Release / (Live Release + (Total Euthanized - Owner Intended Euthanasia))

The January Live Release Rate does not include 2 animals that died or were lost in care, or 63 animals that were dead on arrival.

Month End Animal Count	277												n/a
------------------------	-----	--	--	--	--	--	--	--	--	--	--	--	-----

Placed in Foster Care	47												47
-----------------------	----	--	--	--	--	--	--	--	--	--	--	--	----

Spay/Neuter Surgeries	162												162
-----------------------	-----	--	--	--	--	--	--	--	--	--	--	--	-----



Animal Care & Control Team of Philadelphia

2015 Shelter Statistics - Cats

	Jan	Feb	Mar	Apr	May	Jun	Jul	Aug	Sept	Oct	Nov	Dec	Total
Intake	843	-	-	-	-	-	-	-	-	-	-	-	843
Stray	510												510
Surrendered by Owner	330												330
Transferred In	3												3
Live Release	737	-	-	-	-	-	-	-	-	-	-	-	737
Adopted	434												434
Returned to Owner	14												14
Transferred to Rescue	224												224
Released	65												65
Total Euthanized	112	-	-	-	-	-	-	-	-	-	-	-	112
Owner Intended Euthanasia	13												13
All Other Euthanasia	99												99
Died	10												10
Missing	5												5

Live Release Rate	87%												87%
--------------------------	-----	--	--	--	--	--	--	--	--	--	--	--	-----

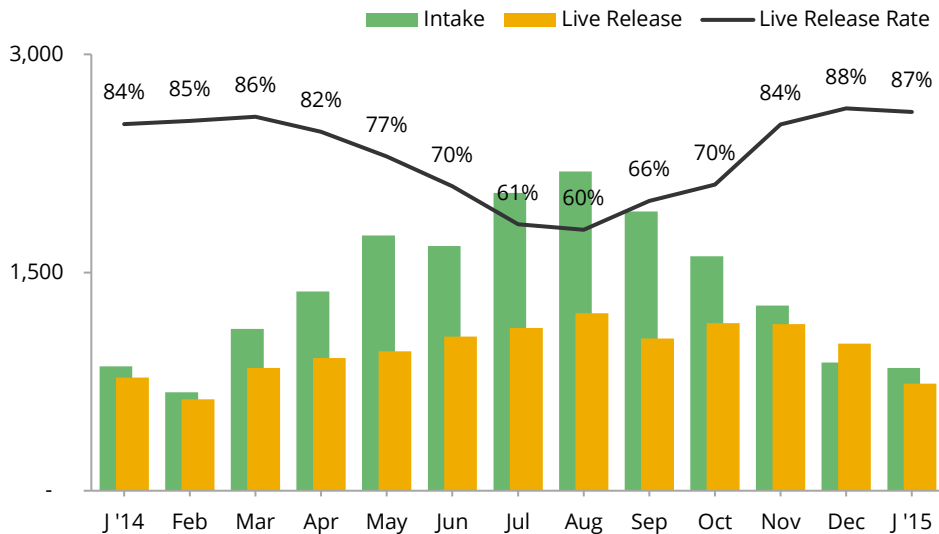
Live Release Rate = Live Release / (Live Release + Total Euthanized)

Adjusted Live Release Rate	88%												88%
-----------------------------------	-----	--	--	--	--	--	--	--	--	--	--	--	-----

Adjusted Live Release Rate = Live Release / (Live Release + (Total Euthanized - Owner Intended Euthanasia))

The January Live Release Rate does not include 15 animals that died or were lost in care, or 79 animals that were dead on arrival.

Month End Animal Count	1,207												n/a
Placed in Foster Care	104												104
Spay/Neuter Surgeries	435												435



Animal Care & Control Team of Philadelphia

2015 Shelter Statistics - Small Animals & Wildlife

	Jan	Feb	Mar	Apr	May	Jun	Jul	Aug	Sept	Oct	Nov	Dec	Total
Intake	64	-	-	-	-	-	-	-	-	-	-	-	64
Stray or Wildlife	42												42
Surrendered by Owner	22												22
Transferred In	-												-
Live Release	44	-	-	-	-	-	-	-	-	-	-	-	44
Adopted	2												2
Returned to Owner	-												-
Transferred to Rescue	35												35
Released	7												7
Total Euthanized	19	-	-	-	-	-	-	-	-	-	-	-	19
Owner Intended Euthanasia	1												1
All Other Euthanasia	18												18
Died	1												1
Missing	4												4

Live Release Rate	70%												70%
--------------------------	-----	--	--	--	--	--	--	--	--	--	--	--	-----

Live Release Rate = Live Release / (Live Release + Total Euthanized)

Adjusted Live Release Rate	71%												71%
-----------------------------------	-----	--	--	--	--	--	--	--	--	--	--	--	-----

Adjusted Live Release Rate = Live Release / (Live Release + (Total Euthanized - Owner Intended Euthanasia))

The January Live Release Rate does not include 5 animal that died or was lost in care, or 17 animals that were dead on arrival.

Month End Animal Count	4												n/a
-------------------------------	---	--	--	--	--	--	--	--	--	--	--	--	-----

Placed in Foster Care	-												-
------------------------------	---	--	--	--	--	--	--	--	--	--	--	--	---

Spay/Neuter Surgeries	-												-
------------------------------	---	--	--	--	--	--	--	--	--	--	--	--	---

