

Animal Care & Control Team of Philadelphia

2015 Shelter Statistics - All Animals

	Jan	Feb	Mar	Apr	May	Jun	Jul	Aug	Sept	Oct	Nov	Dec	Total
Intake	1,651	1,487	1,740	-	-	-	-	-	-	-	-	-	4,878
Stray	957	879	1,050										2,886
Surrendered by Owner	690	601	677										1,968
Transferred In	4	7	13										24
Live Release	1,285	1,195	1,372	-	-	-	-	-	-	-	-	-	3,852
Adopted	560	579	662										1,801
Returned to Owner	141	101	101										308
Transferred to Rescue	547	491	514										1,552
Released	72	24	95										191
Total Euthanized	332	289	302	-	-	-	-	-	-	-	-	-	923
Owner Intended Euthanasia	33	12	18										63
All Other Euthanasia	299	277	284										860
Died	13	11	38										62
Missing	9	7	13										29

Live Release Rate	79%	81%	82%										81%
-------------------	-----	-----	-----	--	--	--	--	--	--	--	--	--	-----

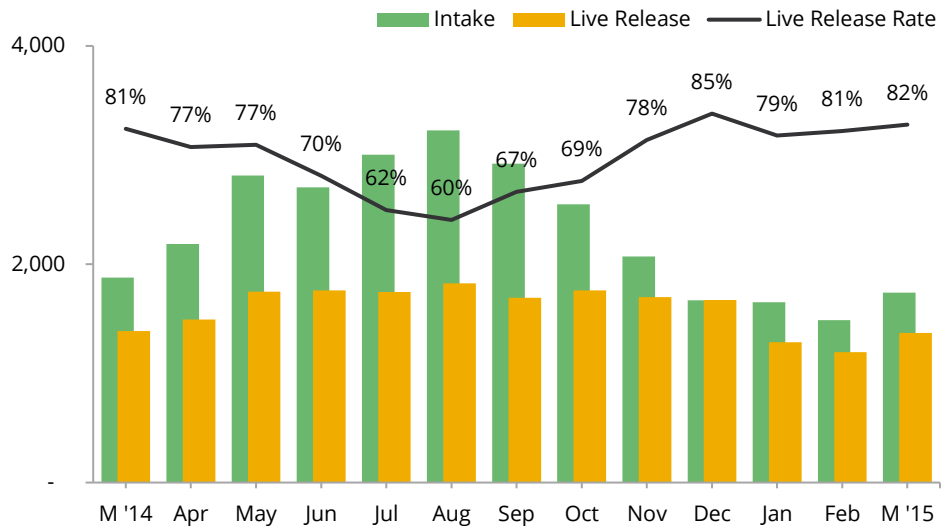
Live Release Rate = Live Release / (Live Release + Total Euthanized)

Adjusted Live Release Rate	81%	81%	83%										82%
----------------------------	-----	-----	-----	--	--	--	--	--	--	--	--	--	-----

Adjusted Live Release Rate = Live Release / (Live Release + (Total Euthanized - Owner Intended Euthanasia))

The March Live Release Rate does not include 51 animals that died or were lost in care, or 151 animals that were dead on arrival.

Month End Animal Count	1,488	1,473	1,491										n/a
Placed in Foster Care	151	111	149										411
Spay/Neuter Surgeries	597	610	632										1,839



Animal Care & Control Team of Philadelphia

2015 Shelter Statistics - Dogs

	Jan	Feb	Mar	Apr	May	Jun	Jul	Aug	Sept	Oct	Nov	Dec	Total
Intake	744	640	711	-	-	-	-	-	-	-	-	-	2,095
Stray	405	333	364										1,102
Surrendered by Owner	338	302	339										979
Transferred In	1	5	8										14
Live Release	504	497	543	-	-	-	-	-	-	-	-	-	1,544
Adopted	124	167	194										485
Returned to Owner	92	78	82										252
Transferred to Rescue	288	252	267										807
Released	n/a	-											n/a
Total Euthanized	201	151	144	-	-	-	-	-	-	-	-	-	496
Owner Intended Euthanasia	19	6	7										32
All Other Euthanasia	182	145	137										464
Died	2	1	3										6
Missing	-	1	1										2

Live Release Rate	71%	77%	79%										76%
--------------------------	-----	-----	-----	--	--	--	--	--	--	--	--	--	-----

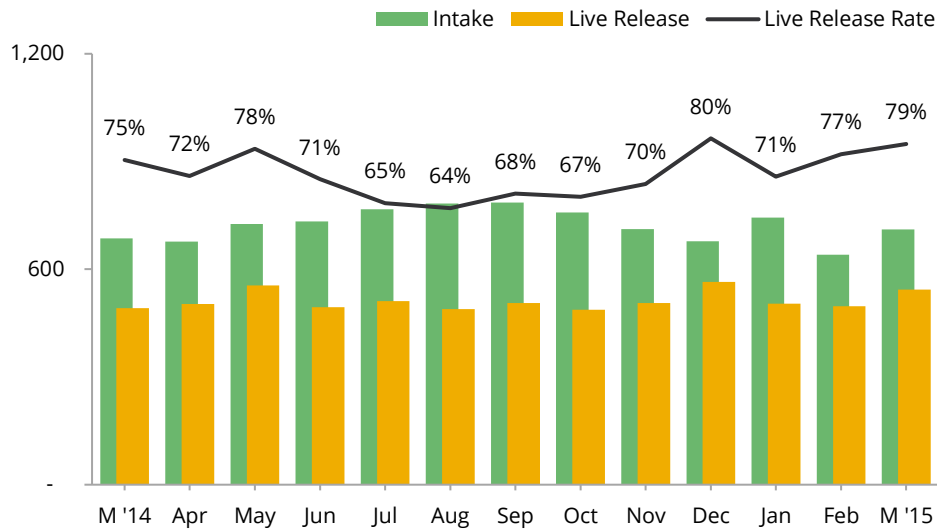
Live Release Rate = Live Release / (Live Release + Total Euthanized)

Adjusted Live Release Rate	73%	77%	80%										77%
-----------------------------------	-----	-----	-----	--	--	--	--	--	--	--	--	--	-----

Adjusted Live Release Rate = Live Release / (Live Release + (Total Euthanized - Owner Intended Euthanasia))

The March Live Release Rate does not include 4 animals that died or were lost in care, or 58 animals that were dead on arrival.

Month End Animal Count	277	267	287										n/a
Placed in Foster Care	47	25	49										121
Spay/Neuter Surgeries	162	157	193										512



Animal Care & Control Team of Philadelphia

2015 Shelter Statistics - Cats

	Jan	Feb	Mar	Apr	May	Jun	Jul	Aug	Sept	Oct	Nov	Dec	Total
Intake	843	774	942	-	-	-	-	-	-	-	-	-	2,559
Stray	510	504	618										1,632
Surrendered by Owner	330	268	319										917
Transferred In	3	2	5										10
Live Release	737	642	776	-	-	-	-	-	-	-	-	-	2,155
Adopted	434	409	465										1,308
Returned to Owner	14	23	19										56
Transferred to Rescue	224	195	210										629
Released	65	15	82										162
Total Euthanized	112	124	127	-	-	-	-	-	-	-	-	-	363
Owner Intended Euthanasia	13	5	11										29
All Other Euthanasia	99	119	116										334
Died	10	9	31										50
Missing	5	4	12										21

Live Release Rate	87%	84%	86%										86%
-------------------	-----	-----	-----	--	--	--	--	--	--	--	--	--	-----

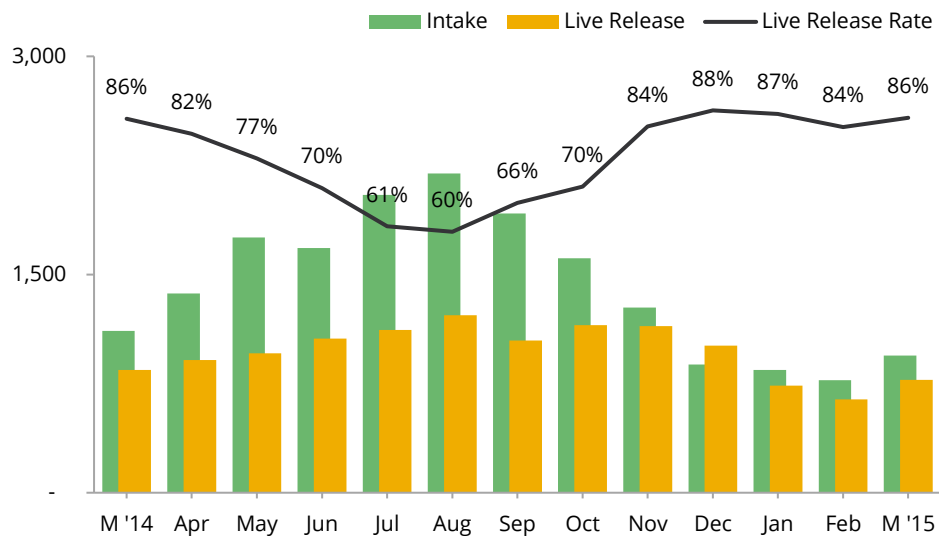
Live Release Rate = Live Release / (Live Release + Total Euthanized)

Adjusted Live Release Rate	88%	84%	87%										87%
----------------------------	-----	-----	-----	--	--	--	--	--	--	--	--	--	-----

Adjusted Live Release Rate = Live Release / (Live Release + (Total Euthanized - Owner Intended Euthanasia))

The March Live Release Rate does not include 43 animals that died or were lost in care, or 74 animals that were dead on arrival.

Month End Animal Count	1,207	1,202	1,201										n/a
Placed in Foster Care	104	85	100										289
Spay/Neuter Surgeries	435	453	439										1,327



Animal Care & Control Team of Philadelphia

2015 Shelter Statistics - Small Animals & Wildlife

	Jan	Feb	Mar	Apr	May	Jun	Jul	Aug	Sept	Oct	Nov	Dec	Total
Intake	64	73	87	-	-	-	-	-	-	-	-	-	224
Stray or Wildlife	42	42	68										152
Surrendered by Owner	22	31	19										72
Transferred In	-	-	-										-
Live Release	44	56	53	-	-	-	-	-	-	-	-	-	153
Adopted	2	3	3										8
Returned to Owner	-	-	-										-
Transferred to Rescue	35	44	37										116
Released	7	9	13										29
Total Euthanized	19	14	31	-	-	-	-	-	-	-	-	-	64
Owner Intended Euthanasia	1	1	-										2
All Other Euthanasia	18	13	31										62
Died	1	1	4										6
Missing	4	2	-										6

Live Release Rate	70%	80%	63%										71%
--------------------------	-----	-----	-----	--	--	--	--	--	--	--	--	--	-----

Live Release Rate = Live Release / (Live Release + Total Euthanized)

Adjusted Live Release Rate	71%	81%	63%										71%
-----------------------------------	-----	-----	-----	--	--	--	--	--	--	--	--	--	-----

Adjusted Live Release Rate = Live Release / (Live Release + (Total Euthanized - Owner Intended Euthanasia))

The March Live Release Rate does not include 4 animal that died or were lost in care, or 19 animals that were dead on arrival.

Month End Animal Count	4	4	3										n/a
Placed in Foster Care	-	1	-										1
Spay/Neuter Surgeries	-	-	-										-

