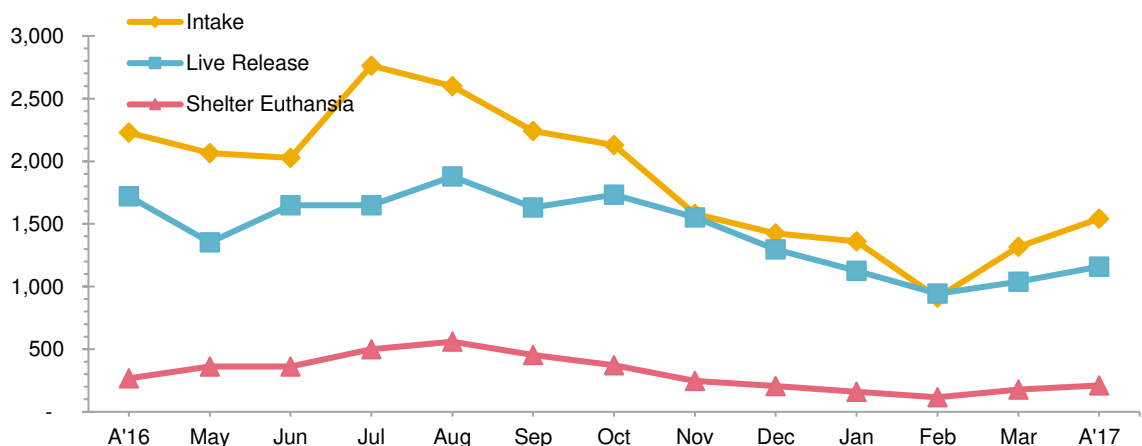


# Animal Care & Control Team of Philadelphia 2017 Shelter Statistics - All Animals

	Jan	Feb	Mar	Apr	May	Jun	Jul	Aug	Sept	Oct	Nov	Dec	Total
<b>Intake</b>	1,360	912	1,318	1,542	-	-	-	-	-	-	-	-	5,132
Stray	720	488	761	976									2,945
Surrendered by Owner	572	376	496	501									1,945
Returns	62	42	59	62									225
Transferred In	6	6	2	3									17
<b>Live Release</b>	1,126	943	1,039	1,158	-	-	-	-	-	-	-	-	4,266
Adopted	516	430	407	398									1,751
Returned to Owner	98	70	81	105									354
Transferred to Rescue	454	377	503	581									1,915
Released	58	66	48	74									246
<b>Non-Live Outcomes</b>	258	197	258	288									1,001
Shelter Euthanasia	160	116	179	211									666
Owner Intended Euthanasia	91	71	68	60									290
Died	3	8	11	14									36
Missing	4	2	-	3									9

<b>Asilomar Live Release Rate</b>	87%	88%	85%	84%									86%
Live Release Rate = Live Release / (All Outcomes - Owner Intended Euthanasia)													
<b>ASPCA Live Release Rate</b>	83%	103%	79%	75%									83%
Live Release Rate = Live Release / Intake													
<b>ACCT Live Release Rate</b>	82%	83%	81%	81%									82%
Live Release Rate = Live Release / (Live Release + Total Euthanized)													
<b>BFAS Save Rate</b>	87%	85%	85%	85%									85%
Best Friends Animal Society Save Rate = (Intake - Non-Live Outcomes) / (Intake - Owner Intended Euthanasia)													

<b>Trap-Neuter-Return Services</b>	150	262	240	262	-	-	-	-	-	-	-	-	150
<b>Placed in Foster Care</b>	85	93	99	166	-	-	-	-	-	-	-	-	443
<b>Spay/Neuter Surgeries</b>	514	542	583	549	-	-	-	-	-	-	-	-	2,188



# Animal Care & Control Team of Philadelphia 2017 Shelter Statistics - Dogs

	Jan	Feb	Mar	Apr	May	Jun	Jul	Aug	Sept	Oct	Nov	Dec	Total
<b>Intake</b>	671	446	538	551	-	-	-	-	-	-	-	-	2,206
Stray	375	264	293	297									1,229
Surrendered by Owner	262	164	220	232									878
Returns	30	14	24	20									88
Transferred In	4	4	1	2									11
<b>Live Release</b>	522	402	434	405	-	-	-	-	-	-	-	-	1,763
Adopted	143	126	107	98									474
Returned to Owner	91	58	71	88									308
Transferred to Rescue	288	218	256	219									981
Released	-	-	-	-									-
<b>Non-Live Outcomes</b>	141	84	106	110									441
Shelter Euthanasia	88	48	71	76									283
Owner Intended Euthanasia	50	32	35	34									151
Died	1	3	-	-									4
Missing	2	1	-	-									3

Asilomar Live Release Rate	85%	89%	86%	84%									86%
----------------------------	-----	-----	-----	-----	--	--	--	--	--	--	--	--	-----

Live Release Rate = Live Release / (All Outcomes - Owner Intended Euthanasia)

ASPCA Live Release Rate	78%	90%	81%	74%									80%
-------------------------	-----	-----	-----	-----	--	--	--	--	--	--	--	--	-----

Live Release Rate = Live Release / Intake

ACCT Live Release Rate	79%	83%	80%	79%									80%
------------------------	-----	-----	-----	-----	--	--	--	--	--	--	--	--	-----

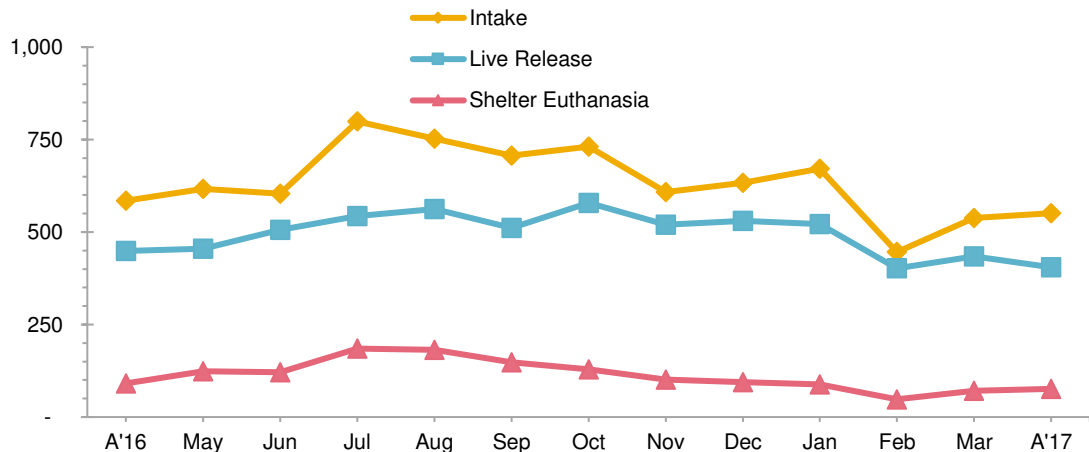
Live Release Rate = Live Release / (Live Release + Total Euthanized)

BFAS Save Rate	85%	87%	86%	85%									86%
----------------	-----	-----	-----	-----	--	--	--	--	--	--	--	--	-----

Best Friends Animal Society Save Rate = (Intake - Non-Live Outcomes) / (Intake - Owner Intended Euthanasia)

Placed in Foster Care	15	28	32	9									84
-----------------------	----	----	----	---	--	--	--	--	--	--	--	--	----

Spay/Neuter Surgeries	141	113	132	130									516
-----------------------	-----	-----	-----	-----	--	--	--	--	--	--	--	--	-----

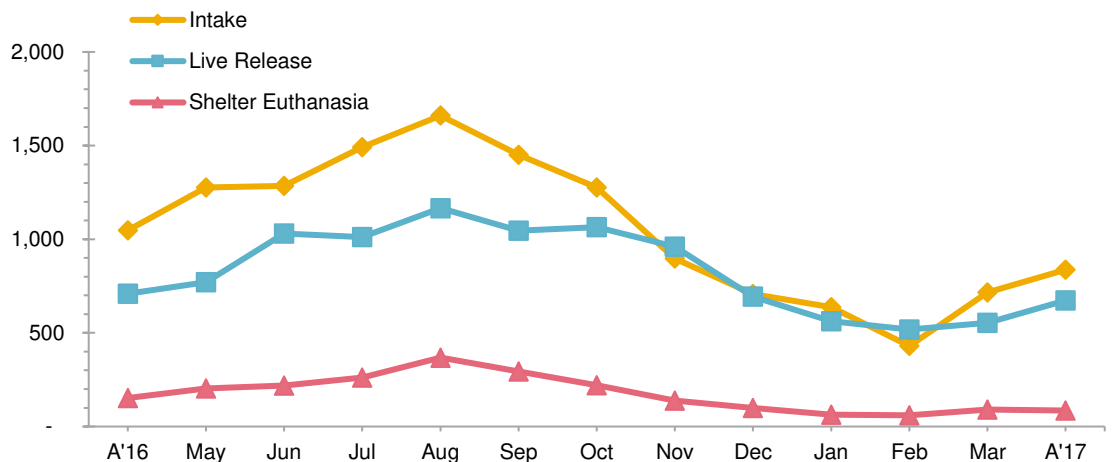


# Animal Care & Control Team of Philadelphia 2017 Shelter Statistics - Cats

	Jan	Feb	Mar	Apr	May	Jun	Jul	Aug	Sept	Oct	Nov	Dec	Total
<b>Intake</b>	638	430	716	838	-	-	-	-	-	-	-	-	2,622
Stray	314	203	424	537									1,478
Surrendered by Owner	292	197	256	258									1,003
Returns	30	28	35	42									135
Transferred In	2	2	1	1									6
<b>Live Release</b>	563	518	554	673	-	-	-	-	-	-	-	-	2,308
Adopted	373	302	298	300									1,273
Returned to Owner	7	12	8	17									44
Transferred to Rescue	131	138	213	302									784
Released	52	66	35	54									207
<b>Non-Live Outcomes</b>	108	103	132	125	-	-	-	-	-	-	-	-	468
Shelter Euthanasia	63	60	91	85									299
Owner Intended Euthanasia	41	38	32	25									136
Died	2	4	9	13									28
Missing	2	1	-	2									5

<b>Asilomar Live Release Rate</b>	89%	89%	85%	87%									87%
Live Release Rate = Live Release / (All Outcomes - Owner Intended Euthanasia)													
<b>ASPCA Live Release Rate</b>	88%	120%	77%	80%									88%
Live Release Rate = Live Release / Intake													
<b>ACCT Live Release Rate</b>	84%	84%	82%	86%									84%
Live Release Rate = Live Release / (Live Release + Total Euthanized)													
<b>BFAS Save Rate</b>	89%	83%	85%	88%									87%
Best Friends Animal Society Save Rate = (Intake - Non-Live Outcomes) / (Intake - Owner Intended Euthanasia)													

<b>Trap-Neuter-Return Services</b>	150	262	-	-	-	-	-	-	-	-	-	-	412
<b>Placed in Foster Care</b>	68	65	67	157	-	-	-	-	-	-	-	-	357
<b>Spay/Neuter Surgeries</b>	373	429	451	419	-	-	-	-	-	-	-	-	1,672



# Animal Care & Control Team of Philadelphia

## 2017 Shelter Statistics - Small Animals & Wildlife

	Jan	Feb	Mar	Apr	May	Jun	Jul	Aug	Sept	Oct	Nov	Dec	Total
<b>Intake</b>	51	36	64	153	-	-	-	-	-	-	-	-	304
Stray/Wildlife	31	21	44	142									238
Surrendered by Owner	18	15	20	11									64
Returns	2	-	-	-									2
Transferred In	-	-	-	-									-
<b>Live Release</b>	41	23	51	80	-	-	-	-	-	-	-	-	195
Adopted	-	2	2	-									4
Returned to Owner	-	-	2	-									2
Transferred to Rescue	35	21	34	60									150
Released	6	-	13	20									39
<b>Non-Live Outcomes</b>	9	10	20	53	-	-	-	-	-	-	-	-	92
Shelter Euthanasia	9	8	17	50									84
Owner Intended Euthanasia	-	1	1	1									3
Died	-	1	2	1									4
Missing	-	-	-	1									1
RVS Required Euthanasia*	20	25	18	18									81

\*Pennsylvania law requires ACCT Philly to euthanize "rabies vector species" (RVS) which include raccoons, skunks, foxes, bats, coyotes, groundhogs, and other species designated by the Pennsylvania Game Commission.

<b>Asilomar Live Release Rate</b>	82%	72%	73%	61%									69%
Live Release Rate = Live Release / (All Outcomes - Owner Intended Euthanasia)													
<b>ASPCA Live Release Rate</b>	80%	64%	80%	52%									64%
Live Release Rate = Live Release / Intake													
<b>ACCT Live Release Rate</b>	82%	72%	74%	61%									69%
Live Release Rate = Live Release / (Live Release + Total Euthanized)													
<b>BFAS Save Rate</b>	82%	74%	70%	66%									70%
Best Friends Animal Society Save Rate = (Intake - Non-Live Outcomes) / (Intake - Owner Intended Euthanasia)													

<b>Placed in Foster Care</b>	2	-	-	-	-	-	-	-	-	-	-	-	2
------------------------------	---	---	---	---	---	---	---	---	---	---	---	---	---

