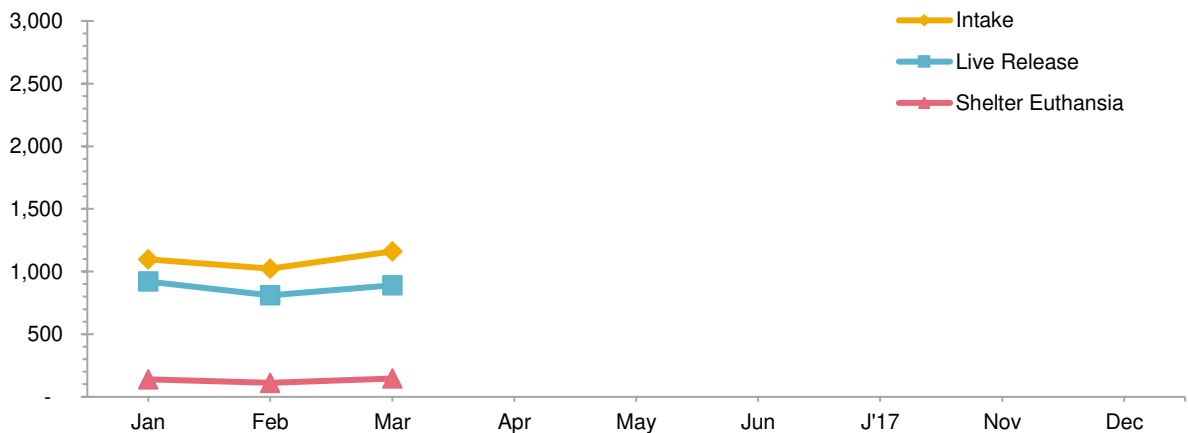


Animal Care & Control Team of Philadelphia 2018 Shelter Statistics - All Animals

	Jan	Feb	Mar	Apr	May	Jun	Jul	Aug	Sept	Oct	Nov	Dec	Total
Intake	1,098	1,023	1,161	-	-	-	-	-	-	-	-	-	3,282
Stray	719	596	741	-	-	-	-	-	-	-	-	-	2,056
Surrendered by Owner	343	379	381	-	-	-	-	-	-	-	-	-	1,103
Returns	27	47	38	-	-	-	-	-	-	-	-	-	112
Transferred In	9	1	1	-	-	-	-	-	-	-	-	-	11
Live Release	920	810	891	-	-	-	-	-	-	-	-	-	2,621
Adopted	440	333	343	-	-	-	-	-	-	-	-	-	1,116
Returned to Owner	61	77	70	-	-	-	-	-	-	-	-	-	208
Transferred to Rescue	349	340	423	-	-	-	-	-	-	-	-	-	1,112
Released	70	60	55	-	-	-	-	-	-	-	-	-	185
Non-Live Outcomes	211	179	219	-	-	-	-	-	-	-	-	-	609
Shelter Euthanasia	140	112	146	-	-	-	-	-	-	-	-	-	398
Owner Intended Euthanasia	60	61	61	-	-	-	-	-	-	-	-	-	182
Died	8	5	9	-	-	-	-	-	-	-	-	-	22
Missing	3	1	3	-	-	-	-	-	-	-	-	-	7

Asilomar Live Release Rate	86%	87%	85%										86%
Live Release Rate = Live Release / (All Outcomes - Owner Intended Euthanasia)													
ASPCA Live Release Rate	84%	79%	77%										80%
Live Release Rate = Live Release / Intake													
ACCT Live Release Rate	82%	82%	81%										82%
Live Release Rate = Live Release / (Live Release + Total Euthanized)													
BFAS Save Rate	85%	88%	86%										86%
Best Friends Animal Society Save Rate = (Intake - Non-Live Outcomes) / (Intake - Owner Intended Euthanasia)													

Trap-Neuter-Return Services	117	140	190	-	-	-	-	-	-	-	-	-	447
Placed in Foster Care	69	114	102	-	-	-	-	-	-	-	-	-	285
Spay/Neuter Surgeries	614	524	560	-	-	-	-	-	-	-	-	-	1,698



Animal Care & Control Team of Philadelphia

2018 Shelter Statistics - Dogs

	Jan	Feb	Mar	Apr	May	Jun	Jul	Aug	Sept	Oct	Nov	Dec	Total
Intake	505	460	460	-	-	-	-	-	-	-	-	-	1,425
Stray	323	279	294										896
Surrendered by Owner	164	160	148										472
Returns	13	20	17										50
Transferred In	5	1	1										7

Live Release	357	357	356	-	-	-	-	-	-	-	-	-	1,070
Adopted	100	101	118										319
Returned to Owner	54	70	57										181
Transferred to Rescue	203	186	181										570
Released	-	-	-										-

Non-Live Outcomes	109	86	106	-	-	-	-	-	-	-	-	-	301
Shelter Euthanasia	82	48	65										195
Owner Intended Euthanasia	27	37	37										101
Died	-	1	2										3
Missing	-	-	2										2

Asilomar Live Release Rate	81%	88%	84%										84%
----------------------------	-----	-----	-----	--	--	--	--	--	--	--	--	--	-----

Live Release Rate = Live Release / (All Outcomes - Owner Intended Euthanasia)

ASPCA Live Release Rate	71%	78%	77%										75%
-------------------------	-----	-----	-----	--	--	--	--	--	--	--	--	--	-----

Live Release Rate = Live Release / Intake

ACCT Live Release Rate	77%	81%	78%										78%
------------------------	-----	-----	-----	--	--	--	--	--	--	--	--	--	-----

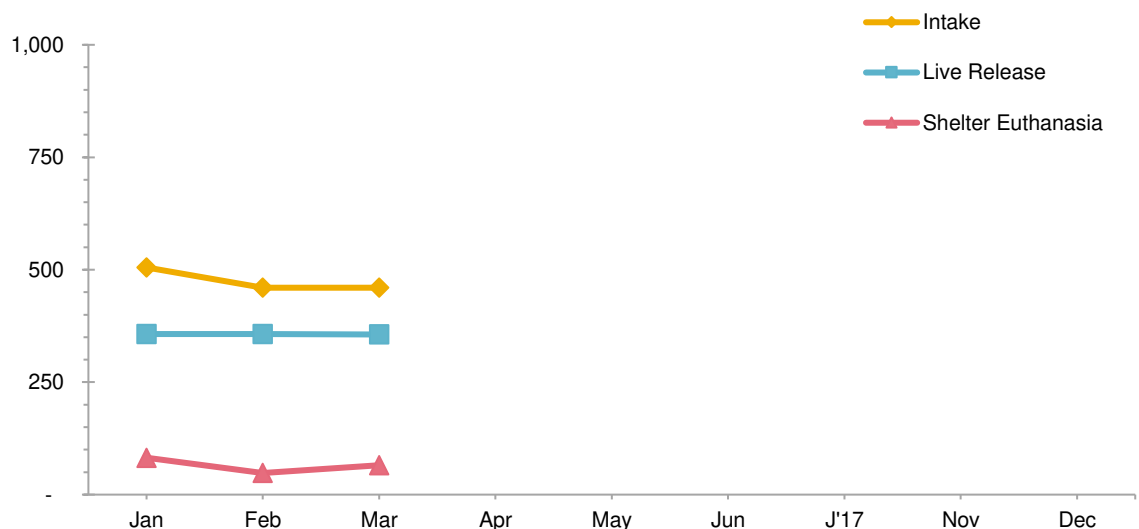
Live Release Rate = Live Release / (Live Release + Total Euthanized)

BFAS Save Rate	83%	88%	84%										85%
----------------	-----	-----	-----	--	--	--	--	--	--	--	--	--	-----

Best Friends Animal Society Save Rate = (Intake - Non-Live Outcomes) / (Intake - Owner Intended Euthanasia)

Placed in Foster Care	11	15	18										44
-----------------------	----	----	----	--	--	--	--	--	--	--	--	--	----

Spay/Neuter Surgeries	175	148	152										475
-----------------------	-----	-----	-----	--	--	--	--	--	--	--	--	--	-----



* Dog foster numbers were lower in April and May due to a suspension of the Lichter program and fast tracking dogs to the Everyday Adoption Center. The Lichter program resumed June 1.

Animal Care & Control Team of Philadelphia 2018 Shelter Statistics - Cats

	Jan	Feb	Mar	Apr	May	Jun	Jul	Aug	Sept	Oct	Nov	Dec	Total
Intake	535	542	634	-	-	-	-	-	-	-	-	-	1,711
Stray	362	311	420										1,093
Surrendered by Owner	155	204	193										552
Returns	14	27	21										62
Transferred In	4	-	-										4
Live Release	527	419	492	-	-	-	-	-	-	-	-	-	1,438
Adopted	340	230	225										795
Returned to Owner	7	5	12										24
Transferred to Rescue	110	124	202										436
Released	70	60	53										183
Non-Live Outcomes	93	84	101	-	-	-	-	-	-	-	-	-	278
Shelter Euthanasia	51	55	72										178
Owner Intended Euthanasia	33	24	24										81
Died	7	4	4										15
Missing	2	1	1										4

Asilomar Live Release Rate	90%	87%	86%										88%
-----------------------------------	-----	-----	-----	--	--	--	--	--	--	--	--	--	-----

Live Release Rate = Live Release / (All Outcomes - Owner Intended Euthanasia)

ASPCA Live Release Rate	99%	77%	78%										84%
--------------------------------	-----	-----	-----	--	--	--	--	--	--	--	--	--	-----

Live Release Rate = Live Release / Intake

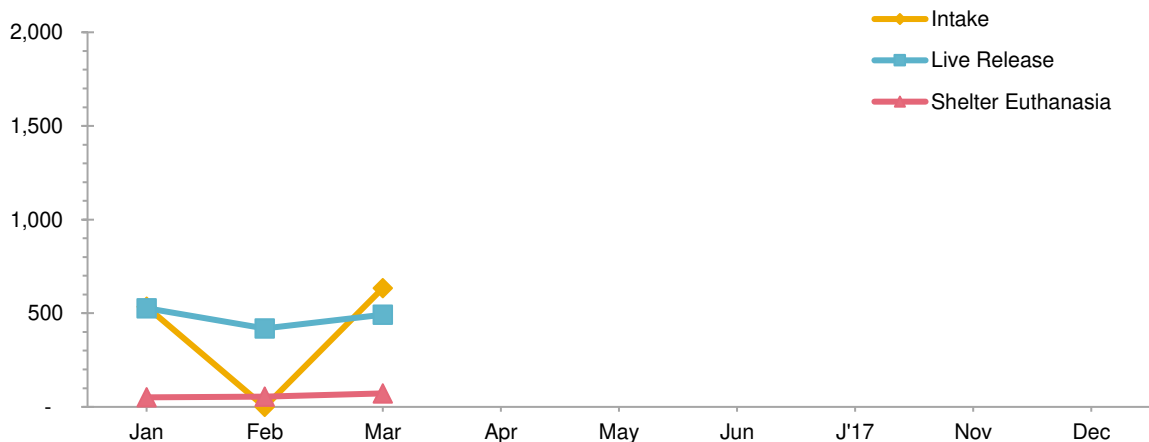
ACCT Live Release Rate	86%	84%	84%										85%
-------------------------------	-----	-----	-----	--	--	--	--	--	--	--	--	--	-----

Live Release Rate = Live Release / (Live Release + Total Euthanized)

BFAS Save Rate	88%	88%	87%										88%
-----------------------	-----	-----	-----	--	--	--	--	--	--	--	--	--	-----

Best Friends Animal Society Save Rate = (Intake - Non-Live Outcomes) / (Intake - Owner Intended Euthanasia)

Trap-Neuter-Return Services	117	140	190										447
Shelter-Neuter-Return Services	70	60	53										183
Placed in Foster Care	58	99	84										241
Spay/Neuter Surgeries	439	376	408										1,223



Animal Care & Control Team of Philadelphia

2018 Shelter Statistics - Small Animals & Wildlife

	Jan	Feb	Mar	Apr	May	Jun	Jul	Aug	Sept	Oct	Nov	Dec	Total
Intake	58	21	67	-	-	-	-	-	-	-	-	-	146
Stray/Wildlife	34	6	27										67
Surrendered by Owner	24	15	40										79
Returns	-	-	-										-
Transferred In	-	-	-										-
Live Release	36	34	43	-	-	-	-	-	-	-	-	-	113
Adopted	-	2	-										2
Returned to Owner	-	2	1										3
Transferred to Rescue	36	30	40										106
Released	-	-	2										2
Non-Live Outcomes	9	9	12	-	-	-	-	-	-	-	-	-	30
Shelter Euthanasia	7	9	9										25
Owner Intended Euthanasia	-	-	-										-
Died	1	-	3										4
Missing	1	-	-										1
RVS Required Euthanasia*	11	19	22										52

*Pennsylvania law requires ACCT Philly to euthanize "rabies vector species" (RVS) which include raccoons, skunks, foxes, bats, coyotes, groundhogs, and other species designated by the Pennsylvania Game Commission.

Asilomar Live Release Rate	80%	79%	78%										79%
Live Release Rate = Live Release / (All Outcomes - Owner Intended Euthanasia)													
ASPCA Live Release Rate	62%	162%	64%										77%
Live Release Rate = Live Release / Intake													
ACCT Live Release Rate	84%	79%	83%										82%
Live Release Rate = Live Release / (Live Release + Total Euthanized)													
BFAS Save Rate	84%	57%	82%										79%
Best Friends Animal Society Save Rate = (Intake - Non-Live Outcomes) / (Intake - Owner Intended Euthanasia)													

Placed in Foster Care	-	-	-										-
------------------------------	---	---	---	--	--	--	--	--	--	--	--	--	---

