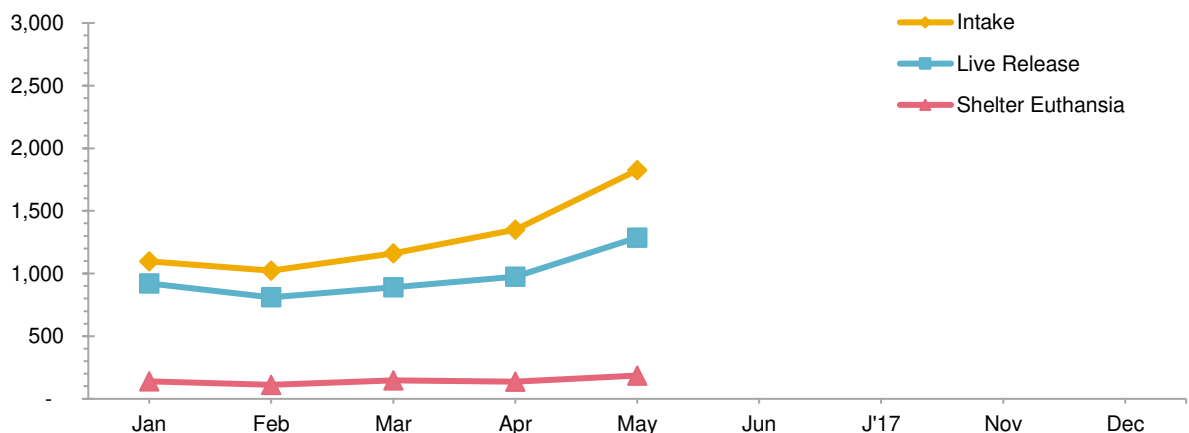


# Animal Care & Control Team of Philadelphia 2018 Shelter Statistics - All Animals

	Jan	Feb	Mar	Apr	May	Jun	Jul	Aug	Sept	Oct	Nov	Dec	Total
<b>Intake</b>	1,098	1,023	1,161	1,351	1,825	-	-	-	-	-	-	-	6,458
Stray	719	596	741	965	1,339	-	-	-	-	-	-	-	4,360
Surrendered by Owner	343	379	381	338	426	-	-	-	-	-	-	-	1,867
Returns	27	47	38	45	57	-	-	-	-	-	-	-	214
Transferred In	9	1	1	3	3	-	-	-	-	-	-	-	17
<b>Live Release</b>	920	810	891	974	1,287	-	-	-	-	-	-	-	4,882
Adopted	440	333	343	313	395	-	-	-	-	-	-	-	1,824
Returned to Owner	61	77	70	81	96	-	-	-	-	-	-	-	385
Transferred to Rescue	349	340	423	491	620	-	-	-	-	-	-	-	2,223
Released	70	60	55	89	176	-	-	-	-	-	-	-	450
<b>Non-Live Outcomes</b>	211	179	219	239	306	-	-	-	-	-	-	-	1,154
Shelter Euthanasia	140	112	146	138	186	-	-	-	-	-	-	-	722
Owner Intended Euthanasia	60	61	61	65	76	-	-	-	-	-	-	-	323
Died	8	5	9	36	40	-	-	-	-	-	-	-	98
Missing	3	1	3	-	4	-	-	-	-	-	-	-	11

<b>Asilomar Live Release Rate</b>	86%	87%	85%	85%	85%								85%
Live Release Rate = Live Release / (All Outcomes - Owner Intended Euthanasia)													
<b>ASPCA Live Release Rate</b>	84%	79%	77%	72%	71%								76%
Live Release Rate = Live Release / Intake													
<b>ACCT Live Release Rate</b>	82%	82%	81%	83%	83%								82%
Live Release Rate = Live Release / (Live Release + Total Euthanized)													
<b>BFAS Save Rate</b>	85%	88%	86%	86%	87%								86%
Best Friends Animal Society Save Rate = (Intake - Non-Live Outcomes) / (Intake - Owner Intended Euthanasia)													

<b>Trap-Neuter-Return Services</b>	117	140	190	204	189	-	-	-	-	-	-	-	840
<b>Placed in Foster Care</b>	69	114	102	111	318	-	-	-	-	-	-	-	714
<b>Spay/Neuter Surgeries</b>	614	524	560	591	814	-	-	-	-	-	-	-	3,103



# Animal Care & Control Team of Philadelphia

## 2018 Shelter Statistics - Dogs

	Jan	Feb	Mar	Apr	May	Jun	Jul	Aug	Sept	Oct	Nov	Dec	Total
Intake	505	460	460	429	483	-	-	-	-	-	-	-	2,337
Stray	323	279	294	266	308								1,470
Surrendered by Owner	164	160	148	141	148								761
Returns	13	20	17	19	24								93
Transferred In	5	1	1	3	3								13

Live Release	357	357	356	333	377	-	-	-	-	-	-	-	1,780
Adopted	100	101	118	92	113								524
Returned to Owner	54	70	57	59	77								317
Transferred to Rescue	203	186	181	182	187								939
Released	-	-	-	-	-								-

Non-Live Outcomes	109	86	106	79	106	-	-	-	-	-	-	-	486
Shelter Euthanasia	82	48	65	46	59								300
Owner Intended Euthanasia	27	37	37	29	44								174
Died	-	1	2	4	2								9
Missing	-	-	2	-	1								3

Asilomar Live Release Rate	81%	88%	84%	87%	86%								85%
----------------------------	-----	-----	-----	-----	-----	--	--	--	--	--	--	--	-----

Live Release Rate = Live Release / (All Outcomes - Owner Intended Euthanasia)

ASPCA Live Release Rate	71%	78%	77%	78%	78%								76%
-------------------------	-----	-----	-----	-----	-----	--	--	--	--	--	--	--	-----

Live Release Rate = Live Release / Intake

ACCT Live Release Rate	77%	81%	78%	82%	79%								79%
------------------------	-----	-----	-----	-----	-----	--	--	--	--	--	--	--	-----

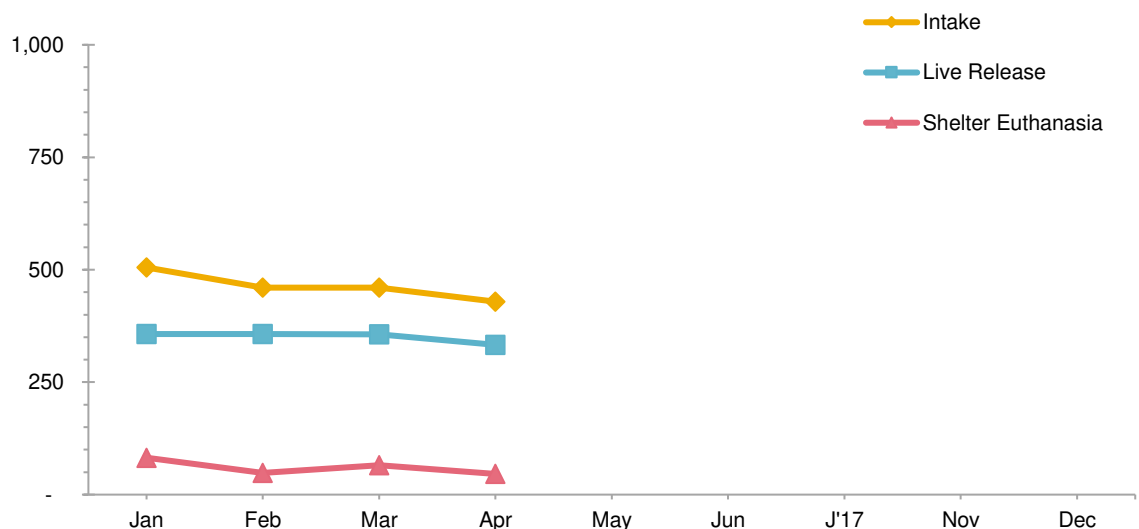
Live Release Rate = Live Release / (Live Release + Total Euthanized)

BFAS Save Rate	83%	88%	84%	88%	86%								86%
----------------	-----	-----	-----	-----	-----	--	--	--	--	--	--	--	-----

Best Friends Animal Society Save Rate = (Intake - Non-Live Outcomes) / (Intake - Owner Intended Euthanasia)

Placed in Foster Care	11	15	18	12	19								75
-----------------------	----	----	----	----	----	--	--	--	--	--	--	--	----

Spay/Neuter Surgeries	175	148	152	149	231								855
-----------------------	-----	-----	-----	-----	-----	--	--	--	--	--	--	--	-----



\* Dog foster numbers were lower in April and May due to a suspension of the Lichter program and fast tracking dogs to the Everyday Adoption Center. The Lichter program resumed June 1.

# Animal Care & Control Team of Philadelphia

## 2018 Shelter Statistics - Cats

	Jan	Feb	Mar	Apr	May	Jun	Jul	Aug	Sept	Oct	Nov	Dec	Total
<b>Intake</b>	535	542	634	866	1,131	-	-	-	-	-	-	-	3,708
Stray	362	311	420	650	860								2,603
Surrendered by Owner	155	204	193	190	238								980
Returns	14	27	21	26	33								121
Transferred In	4	-	-	-	-								4
<b>Live Release</b>	527	419	492	556	789	-	-	-	-	-	-	-	2,783
Adopted	340	230	225	221	282								1,298
Returned to Owner	7	5	12	22	16								62
Transferred to Rescue	110	124	202	246	398								1,080
Released	70	60	53	67	93								343
<b>Non-Live Outcomes</b>	93	84	101	138	156	-	-	-	-	-	-	-	572
Shelter Euthanasia	51	55	72	74	89								341
Owner Intended Euthanasia	33	24	24	36	32								149
Died	7	4	4	28	32								75
Missing	2	1	1	-	3								7

<b>Asilomar Live Release Rate</b>	90%	87%	86%	84%	86%								87%
-----------------------------------	-----	-----	-----	-----	-----	--	--	--	--	--	--	--	-----

Live Release Rate = Live Release / (All Outcomes - Owner Intended Euthanasia)

<b>ASPCA Live Release Rate</b>	99%	77%	78%	64%	70%								75%
--------------------------------	-----	-----	-----	-----	-----	--	--	--	--	--	--	--	-----

Live Release Rate = Live Release / Intake

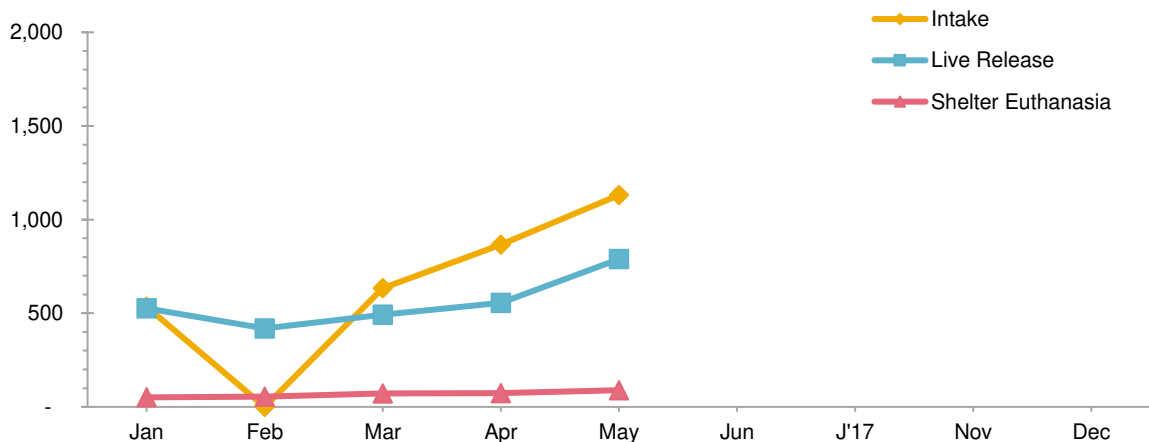
<b>ACCT Live Release Rate</b>	86%	84%	84%	83%	87%								85%
-------------------------------	-----	-----	-----	-----	-----	--	--	--	--	--	--	--	-----

Live Release Rate = Live Release / (Live Release + Total Euthanized)

<b>BFAS Save Rate</b>	88%	88%	87%	88%	89%								88%
-----------------------	-----	-----	-----	-----	-----	--	--	--	--	--	--	--	-----

Best Friends Animal Society Save Rate = (Intake - Non-Live Outcomes) / (Intake - Owner Intended Euthanasia)

<b>Trap-Neuter-Return Services</b>	117	140	190	204	189								840
<b>Shelter-Neuter-Return Services</b>	70	60	53	67	93								343
<b>Placed in Foster Care</b>	58	99	84	99	299								639
<b>Spay/Neuter Surgeries</b>	439	376	408	442	583								2,248



# Animal Care & Control Team of Philadelphia

## 2018 Shelter Statistics - Small Animals & Wildlife

	Jan	Feb	Mar	Apr	May	Jun	Jul	Aug	Sept	Oct	Nov	Dec	Total
<b>Intake</b>	58	21	67	56	211	-	-	-	-	-	-	-	413
Stray/Wildlife	34	6	27	49	171								287
Surrendered by Owner	24	15	40	7	40								126
Returns	-	-	-	-	-								-
Transferred In	-	-	-	-	-								-
<b>Live Release</b>	36	34	43	85	121	-	-	-	-	-	-	-	319
Adopted	-	2	-	-	-								2
Returned to Owner	-	2	1	-	3								6
Transferred to Rescue	36	30	40	63	35								204
Released	-	-	2	22	83								107
<b>Non-Live Outcomes</b>	9	9	12	22	44	-	-	-	-	-	-	-	96
Shelter Euthanasia	7	9	9	18	38								81
Owner Intended Euthanasia	-	-	-	-	-								-
Died	1	-	3	4	6								14
Missing	1	-	-	-	-								1
RVS Required Euthanasia*	11	19	22	28	32								112

\*Pennsylvania law requires ACCT Philly to euthanize "rabies vector species" (RVS) which include raccoons, skunks, foxes, bats, coyotes, groundhogs, and other species designated by the Pennsylvania Game Commission.

<b>Asilomar Live Release Rate</b>	80%	79%	78%	79%	73%								77%
Live Release Rate = Live Release / (All Outcomes - Owner Intended Euthanasia)													
<b>ASPCA Live Release Rate</b>	62%	162%	64%	152%	57%								77%
Live Release Rate = Live Release / Intake													
<b>ACCT Live Release Rate</b>	84%	79%	83%	83%	76%								80%
Live Release Rate = Live Release / (Live Release + Total Euthanized)													
<b>BFAS Save Rate</b>	84%	57%	82%	61%	79%								77%
Best Friends Animal Society Save Rate = (Intake - Non-Live Outcomes) / (Intake - Owner Intended Euthanasia)													

<b>Placed in Foster Care</b>	-	-	-	-	-								-
------------------------------	---	---	---	---	---	--	--	--	--	--	--	--	---

